

- + REDUCED LOSSES DURING PARTIAL SHADING
- + HIGHER YIELD: MORE REFLECTION ON CELL SURFACE
- + APPLICATIONS: INDUSTRIAL, COMMERCIAL AND RESIDENTIAL POWER PLANTS
- + ECO: ESPECIALLY ECONOMIC AND RELIABLE



product guarantee¹



linear performance guarantee¹




ECO LINE HALF CELL

M120 / 345 - 365 W

MONOCRYSTALLINE MODULE FAMILY, FULL BLACK



Longlife tested



Power proofed



Safety provided



Selection of components



Cross-linking degree test



Performance surplus of 0 Wp to 6.49 Wp



100% PID free cells



Special packing to avoid micro cracks in the cells



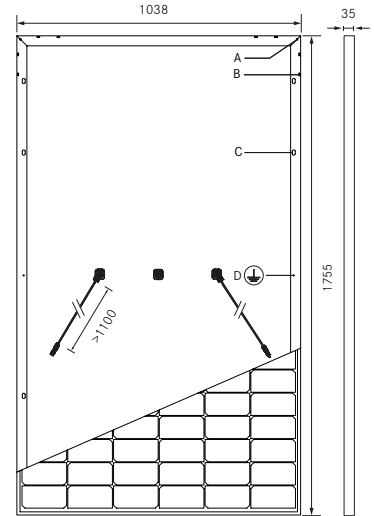
German warrantor

ECO LINE HALF CELL M120 / 345 - 365 W

Monocrystalline module family

Module type LX - XXXM/166-120+ | XXX = Rated power Pmpp

Back - / Front -/ Side view³

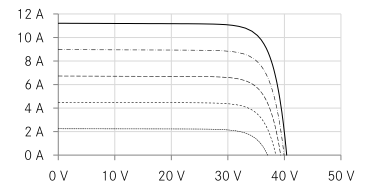


Drilled holes⁴

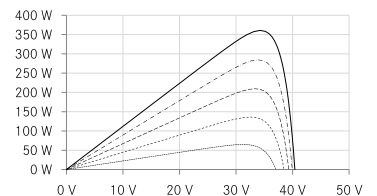
- A: 4 x drainage
- B: 16 x ventilation
- C: 8 x mounting
- D: 2 x earthing

Electrical characteristics

UI-diagram e.g. LX-350M/166-120+



UP-diagram e.g. LX-350M/166-120+



- 200W/m²
- 400W/m²
- 600W/m²
- - - 800W/m²
- 1000W/m²

Electrical data at STC

Rated power P _{mp} [Wp]	345.00	350.00	355.00	360.00	365.00
P _{mp} range to	351.49	356.49	361.49	366.49	371.49
Rated current I _{mp} [A]	10.38	10.46	10.54	10.62	10.69
Rated voltage V _{mp} [V]	33.27	33.49	33.72	33.94	34.17
Short-circuit current I _{sc} [A]	10.96	11.05	11.13	11.21	11.29
Open-circuit voltage U _{oc} [V]	39.61	39.87	40.14	40.41	40.68
Efficiency at STC up to	19.29%	19.57%	19.84%	20.12%	20.39%
Efficiency at 200 W/m ²	18.73%	19.00%	19.28%	19.55%	19.81%

Electrical data at NOCT

Power at P _{mp} [Wp]	255.91	259.96	264.06	268.21	272.15
Rated current I _{mp} [A]	8.30	8.37	8.44	8.52	8.58
Rated voltage V _{mp} [V]	30.84	31.07	31.28	31.49	31.70
Short-circuit current I _{sc} [A]	8.85	8.92	8.99	9.06	9.12
Open-circuit voltage U _{oc} [V]	36.56	36.82	37.07	37.34	37.60

Specification as per STC (Standard test conditions): irradiance 1000W/m² | module temperature 25°C | Air Mass = 1.5
 NOCT (nominal operating cell temperature): irradiance 800W/m² | wind speed 1m/sec | ambient temperature 20°C | cell operating temperature 45 +/-2°C | Air Mass = 1.5

Limiting values

Max. system voltage [V]	1000 V or 1500 V
Max. return current [I]	20 A
Operating Temperature	-40 to 85°C
Safety class	II
Max. tested pressure load [Pa] ²	5400
Max. tested tensile load [Pa] ²	2400

Temperature coefficient

Temperature coefficient [V] [I] [P]	-0.285% /°C 0.049% /°C -0.360% /°C
---	--

Specifications

Number of cells (matrix)	120 (6 x 20) 166 mm x 83 mm
Module dimensions (LxWxH) ³ Weight	1755 mm x 1038 mm x 35 mm 20 kg
Front-side glass	3.2 mm tempered highly transparent, anti-reflection solar glass
Frame	stable, anodised aluminium frame
Junction Box	At least IP67
Cable	symmetrical cable lengths > 1.1 m and 1.1 m, 4 mm ² solar cable
Diodes	3 Schottky Diodes
Plug-in connection	MC4 or equivalent (IP67)
Hail test (max. hailstorm)	∅ 45 mm impact velocity 23 m/s ± 83 km/h

The specifications and average values can vary slightly. Relevant is the corresponding data of the individual measurement. Specifications are subject to change without notice. Measurement tolerance depending on equipment: rated power +/- 3%, other values +/- 10%. All information given in this data sheet corresponds to DIN EN 50380. A potential light-induced degradation of the power after commissioning is not considered here. Further information in the installation manuals.

1 The specific warranty conditions are given under www.luxor-solar.com/downloads.html

2 Horizontal mounted

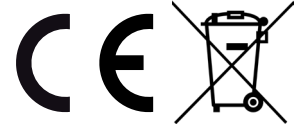
3 Tolerance L/W = +/- 3 mm. H +/-2mm, the dimensions given in the order confirmation will be decisive

4 Location and dimensions of holes on request

Luxor, your specialised company



IEC
IEC 61215
IEC 61730



Guidelines:
93/68/EEC
2014/35/EU, (LVD)
2014/30/EU, (EMC)

The validity of the certificates/listings for a specific country has to be examined under:
www.luxor-solar.com/downloads.html