

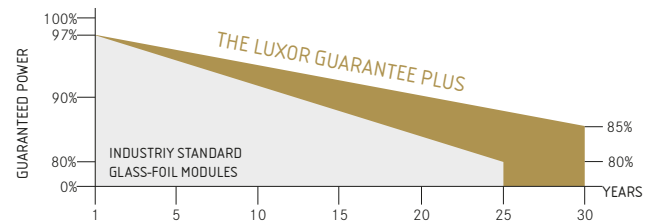
- + DOUBLE GLASS: HIGHER MECHANICAL STABILITY AND FIRE SAFETY
- + BIFACIAL: DOUBLE-SIDED POWER GENERATION FOR MORE YIELD
- + REDUCTION OF BALANCE-OF-SYSTEM-COSTS THROUGH HIGHER PERFORMANCE PER MODULE
- + ESPECIALLY ECONOMIC FOR COMMERCIAL SYSTEMS



product guarantee¹



linear performance guarantee¹



ECO LINE HALF CELL GLASS-GLASS BIFACIAL

M108 / 395-415 W

MONOCRYSTALLINE MODULE FAMILY, BLACK FRAME, TRANSPARENT



Longlife tested



Power proofed



Safety provided



Selection of components



Back glass



Performance surplus of 0 Wp to 6.49 Wp



Higher heat dispensing



100% PID free cells



German warrantor

ECO LINE HALF CELL GLASS-GLASS BIFACIAL

M108 / 395-415 W, BLACK FRAME, TRANSPARENT

Module type LX - XXXM/182-108+ GG BiF | XXX = Rated power P_{mp}

Electrical data at STC

Rated power P _{mp} [Wp]	395.00	400.00	405.00	410.00	415.00
P _{mp} range to	401.49	406.49	411.49	416.49	421.49
Rated current I _{mp} [A]	12.80	12.88	12.95	13.02	13.09
Rated voltage V _{mp} [V]	30.89	31.09	31.30	31.51	31.72
Short-circuit current I _{sc} [A]	13.52	13.60	13.67	13.75	13.82
Open-circuit voltage U _{oc} [V]	36.77	37.01	37.26	37.51	37.76
Efficiency at STC up to	20.19%	20.44%	20.69%	20.94%	21.19%
Efficiency at 200 W/m ²	19.65%	19.91%	20.15%	20.39%	20.64%

Electrical data at NOCT

Power at P _{mp} [Wp]	293.25	296.96	300.67	304.38	308.10
Rated current I _{mp} [A]	10.34	10.40	10.46	10.52	10.57
Rated voltage V _{mp} [V]	28.36	28.54	28.74	28.94	29.14
Short-circuit current I _{sc} [A]	10.92	10.99	11.05	11.11	11.17
Open-circuit voltage U _{oc} [V]	33.94	34.18	34.42	34.66	34.90

Specification as per STC (Standard test conditions): irradiance 1000 W/m² | module temperature 25°C | Air Mass = 1.5
 NOCT (nominal operating cell temperature): irradiance 800 W/m² | wind speed 1 m/sec | ambient temperature 20°C | cell operating temperature 45 +/- 2°C | Air Mass = 1.5

Bifacial Gain* (e.g. 410 Wp)

Backside power gain [Wp]	5%	10%	15%	20%	25%
Rated power P _{mp} [Wp]	425.25	445.50	465.75	486.00	506.25
Rated current I _{mp} [A]	13.60	14.25	14.90	15.54	16.19
Rated voltage V _{mp} [V]	31.30	31.30	31.30	31.31	31.31
Short-circuit current I _{sc} [A]	14.36	15.04	15.73	16.41	17.09
Open-circuit voltage U _{oc} [V]	37.26	37.26	37.26	37.27	37.27

*depending on the reflection of the underlying surface

Limiting values

Max. system voltage max. return current	1500 V 25 A
Safety class Fire safety class	II A (according to IEC 61730)
Operating Temperature	-40 bis 85°C
Max. tested pressure load-/tensile ²	5400 Pa / 2400 Pa

Temperature coefficient

Temperature coefficient [U] [I] [P]	-0.285% /°C 0.049% /°C -0.360% /°C
---	--

Specifications

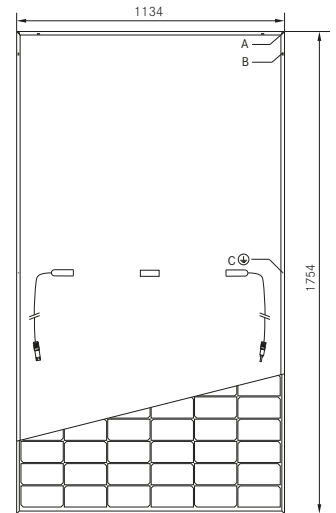
Number of cells (matrix)	108 (6 x 18) 182 mm x 91 mm
Module dimensions (L x W x H) ³ Weight	1754 mm x 1134 mm x 30 mm 25.5 kg
Bifaciality factory	75 +/- 5%
Front-side glass	2 mm tempered, highly transparent, anti-reflection solar glass
Back-side glass	2 mm tempered, highly transparent solar glass
Frame	stable, anodised aluminium frame
Embedding material	POE (polyolefin elastomer)
Junction Box Diodes	At least IP67 3 Schottky Diodes
Cable	Symmetrical cable lengths > 1.1 m and 1.1 m, 4 mm ² solar cable
Connectors	MC4 or equivalent with IP67
Hail test (max. hailstorm)	Ø 45 mm impact velocity 23 m/s ± 83 km/h

The specifications and average values can vary slightly. Relevant is the corresponding data of the individual measurement. Specifications are subject to change without notice. Measurement tolerance depending on equipment: rated power +/- 3%, other values +/- 10%. All information given in this data sheet corresponds to DIN EN 50380. A potential light-induced degradation of the power after commissioning is not considered here. Further information in the installation manuals.

- The specific warranty conditions are given under www.luxor.solar/downloads.html
- Horizontal mounted
- Tolerance L/W = +/- 3 mm. H +/- 2mm, the dimensions given in the order confirmation will be decisive
- Location and dimensios of holes on reques

Luxor, your specialised company

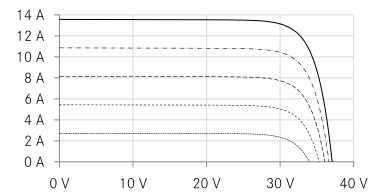
Back - / Front - / Side view³



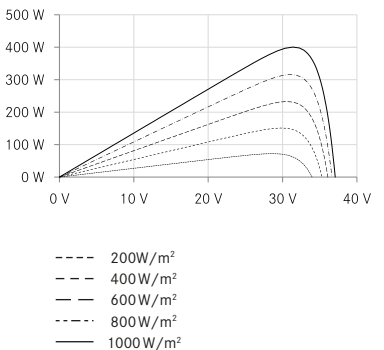
- Drilled holes⁴
- A: 4 x drainage
 - B: 16 x ventilation
 - C: 8 x mounting
 - D: 2 x earthing

Electrical characteristics

UI-diagram e.g. 400 Wp



UI-diagram e.g. 400 Wp



Guidelines:
 93/68/EEC
 2014/35/EU. (LVD)
 2014/30/EU. (EMC)

The validity of the certificates/listings for a specific country has to be examined under:
www.luxor.solar/downloads.html