


Meyer Burger Glass

Heterojunction Bifacial Module



Maximum performance:

Up to 20 percent more energy yield – even in low-light conditions, such as in the morning and evening hours or with cloudy skies



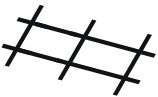
Maximum quality:

Production of solar cells and modules according to the highest standards and exclusively in Germany



Maximum durability:

Guaranteed yields for decades



Maximum stability:

Patented SmartWire technology makes the modules extremely rugged and efficient



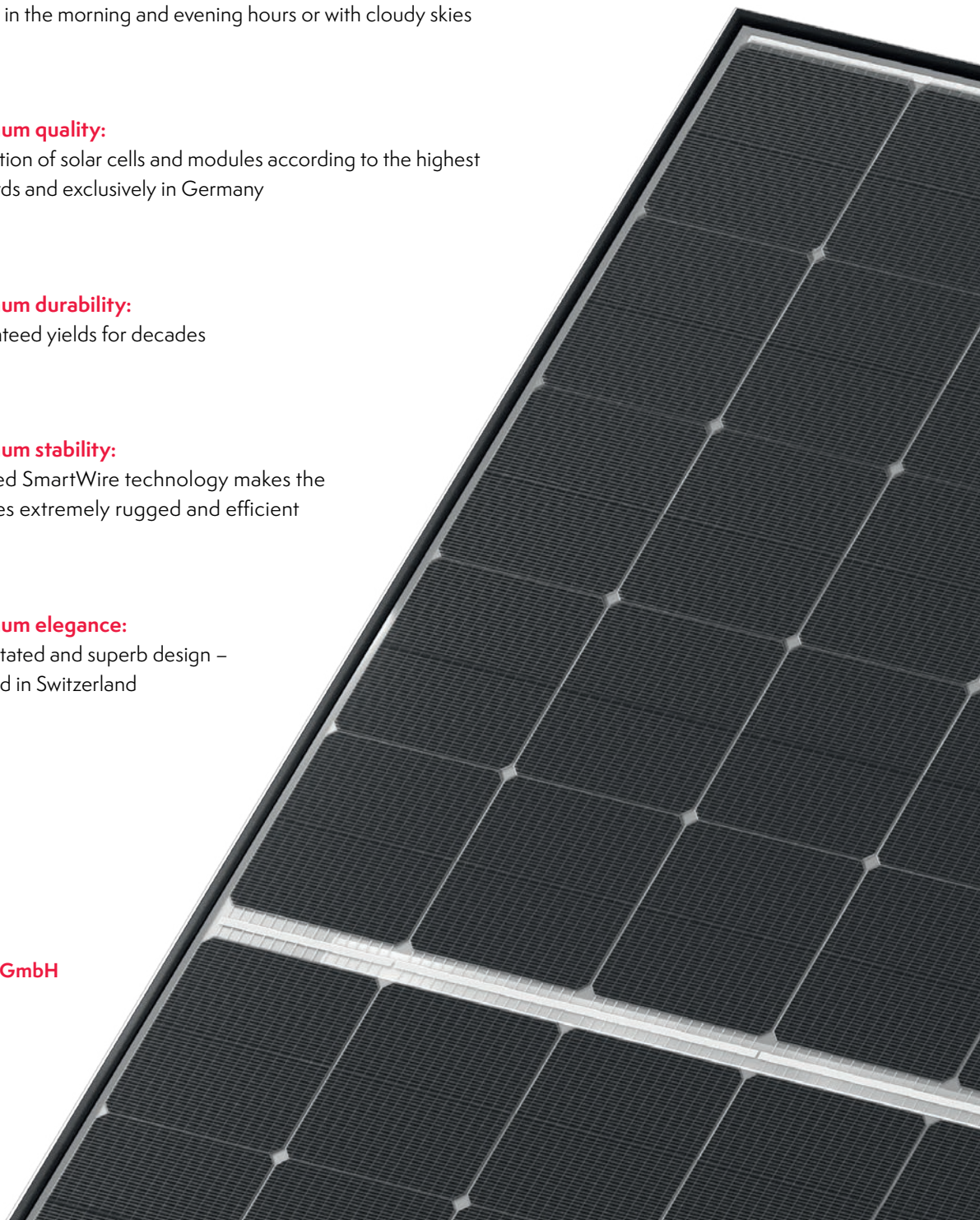
Maximum elegance:

Understated and superb design – invented in Switzerland

Meyer Burger (Industries) GmbH

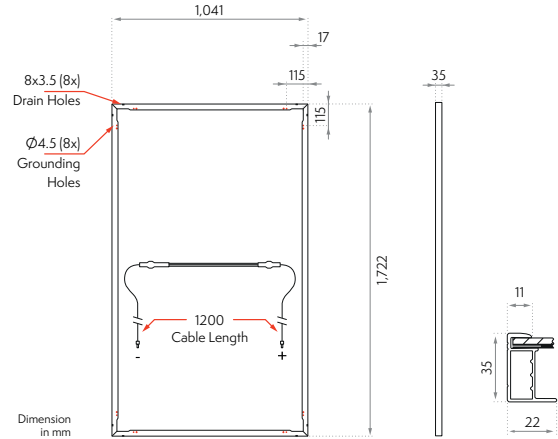
Carl-Schiffner-Str. 17
09599 Freiberg
Germany

www.meyerburger.com



MECHANICAL SPECIFICATION

Dimensions [mm]	1,722 x 1,041 x 35
Weight [kg]	24.4
Front glass	Solar glass, 2,1 mm, with anti-reflective surface
Back glass	Solar glass, 2,1 mm
Frame	Anodized aluminum [black]
Solar cell type	120 half-cut, mono n-Si, HJT
Junction boxes	3 diodes, IP68 rated, in accordance with IEC 62790
Cable	PV cable 4 mm ² , 1.2 m length, in accordance with EN 50618
Connectors	MC4-Evo2, in accordance with IEC 62852, IP68 rated only when connected



ELECTRICAL SPECIFICATION¹

Power class in STC ² [W _p]			370		375		380		385		390	
Minimum Performance (Power Tolerance -0 W/+5 W) [W _p]			STC	NMOT ³	STC	NMOT	STC	NMOT	STC	NMOT	STC	NMOT
Minimum	Power at MPP	P_{mpp} [W]	370	284	375	286	380	291	385	295	390	296
	Short Circuit Current	I_{sc} [A]	10.4	8.4	10.4	8.4	10.5	8.5	10.6	8.6	10.7	8.6
	Open Circuit Voltage	V_{oc} [V]	44.5	41.9	44.6	42.0	44.7	42.1	44.7	42.1	44.7	42.1
	Current at MPP	I_{mpp} [A]	9.9	8.0	9.9	8.0	10.0	8.1	10.1	8.2	10.2	8.2
	Voltage at MPP	V_{mpp} [V]	37.7	35.5	37.9	35.7	38.1	35.9	38.2	36.0	38.3	36.1
	Efficiency	η [%]	20.6		20.9		21.2		21.5		21.8	

Bifacial Specifications

Bifaciality Factor	[%]	90±2
--------------------	-----	------

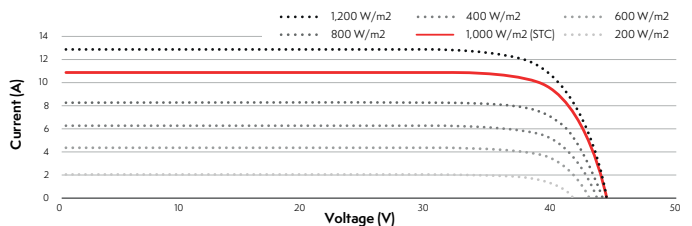
Power with rear irradiation [W/m ²] ^{4,5}	P_{max} [W]	I_{sc} [A]	P_{max} [W]	I_{sc} [A]	P_{max} [W]	I_{sc} [A]	P_{max} [W]	I_{sc} [A]	P_{max} [W]	I_{sc} [A]
Bifi50	386	10.9	391	10.9	396	11.0	401	11.1	406	11.2
Bifi100	403	11.3	408	11.3	413	11.4	418	11.5	423	11.6
BSTC ⁵	414	11.6	419	11.6	424	11.7	429	11.8	434	11.9
Bifi200	436	12.2	441	12.2	446	12.3	451	12.4	456	12.5
Bifi250	452	12.7	457	12.7	462	12.8	467	12.9	472	13.0

Temperature Coefficients

Temperature Coefficient of I_{sc}	α	[%/°C]	+0.033
Temperature Coefficient of V_{oc}	β	[%/°C]	-0.234
Temperature Coefficient of P_{MPP}	γ	[%/°C]	-0.259
Nominal Module Operating Temperature	NMOT	[%/°C]	43±3

The temperature coefficients stated are linear values

Performance at different irradiance



PROPERTIES FOR SYSTEM DESIGN

Maximum System Voltage	[V]	1,500
Maximum Series Fuse Rating	[A]	18
Max. Test Load +/-, [incl. Safety Factor of 1.5]	[Pa]	5,400/2,400
Fire Class (classification pending)	C	
Operation Temperature	°C	-40 to +85

MEYER BURGER WARRANTY

Product Warranty [y]	30
Power Warranty [y]	30
Power after 1 year	≥99% of initial power
Annual Degradation [%/y]	0.20
Power after 30 years	≥93.2% of initial power

Warranty conditions apply

CERTIFICATES

Certifications (pending)

IEC 61215:2016, IEC 61730:2016

Certifications (to come)

UL61730-1, UL 61730-2, PID (IEC 62804), Salt Mist (IEC 61701), Ammonia Resistance (IEC 62716), Dynamical Mechanical Load (IEC, 62782:2016), Dust & Sand (IEC 60068)

Notice: All data and specifications are preliminary and subject to change without notice.



¹ Measurement according to IEC 60904-3, measurement tolerance: ±3%, monofacial measurement with rear side covered
² STC: Irradiance 1000 W/m², 25 °C, AM1.5 Spectrum
³ NMOT: Nominal Module Operating Temperature, with irradiance 800 W/m², AM1.5 Spectrum, 20 °C, wind speed 1 m/s
⁴ According to IEC TS 60904-1-2, with rear irradiances of 50, 100, 200 and 250 W/m²
⁵ According to TÜV 2 PFG 2645/11.17, with a rear irradiance of 135 W/m²