


BISTAR

TP6L72M
TP6L72M(H) **144 half-cell**

430 - 450W

9BB half-cut mono perc



KEY FEATURES



9BB half-cut cell technology

New circuit design, lower internal current, lower Rs loss
Ga doped wafer, attenuation < 2% (1st year) / ≤ 0.55% (Linear)



Significantly lower the risk of hot spot

Special circuit design with much lower hot spot temperature



Excellent Anti-PID performance

2 times of industry standard Anti-PID test by TUV SUD



Wider application

No water-permeability and high wear-resistance,
can be widely used in high-humid, windy and dusty area



IP68 junction box

High waterproof level

SYSTEM & PRODUCT CERTIFICATES

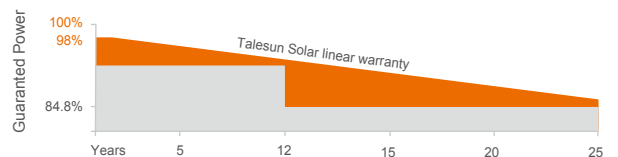
- IEC 61215 / IEC 61730 / UL 61730
- ISO 9001: 2015 Quality Management System
- ISO 14001: 2015 Environment Management System
- ISO 45001: 2018 Occupational Health and Safety Management Systems



PERFORMANCE WARRANTY



- Linear Performance Warranty
- Standard Performance Warranty



ELECTRICAL PARAMETERS

Performance at STC (Power Tolerance 0 ~ +3%)

Maximum Power (Pmax/W)	430	435	440	445	450
Operating Voltage (Vmpp/V)	40.1	40.3	40.5	40.7	40.9
Operating Current (Impp/A)	10.73	10.80	10.87	10.94	11.01
Open-Circuit Voltage (Voc/V)	48.8	49.0	49.2	49.4	49.6
Short-Circuit Current (Isc/A)	11.26	11.33	11.40	11.47	11.54
Module Efficiency η (%)	19.7	20.0	20.2	20.4	20.7

Performance at NMOT

Maximum Power (Pmax/W)	321	324	328	332	335
Operating Voltage (Vmpp/V)	37.5	37.6	37.8	38.0	38.2
Operating Current (Impp/A)	8.56	8.62	8.67	8.73	8.78
Open-Circuit Voltage (Voc/V)	45.4	45.6	45.8	46.0	46.2
Short-Circuit Current (Isc/A)	9.09	9.15	9.20	9.26	9.32

STC: Irradiance 1000W/m², Cell Temperature 25°C, Air Mass AM1.5 NMOT: Irradiance at 800W/m², Ambient Temperature 20°C, Air Mass AM1.5, Wind Speed 1m/s

MECHANICAL SPECIFICATION

Cell Type	Monocrystalline
Cell Dimensions	166*166mm
Cell Arrangement	144 (6*24)
Weight	25.5kg (56.22lbs)
Module Dimensions	2094*1038*35mm (82.44*40.87*1.38inches)
Cable Length	Portrait 300mm/Landscape 1200mm/Customized
Cable Cross Section Size	TUV: 4mm ² (0.006inches ²)/UL: 12AWG
Front Glass	3.2mm (0.13inches) AR Coating Tempered Glass
No. of Bypass Diodes	3/6
Packing Configuration (1)	31pcs/carton, 682pcs/40hq
Packing Configuration (for USA)	31pcs/carton, 682pcs/40hq
Frame	Anodized Aluminium Alloy
Junction Box	IP68

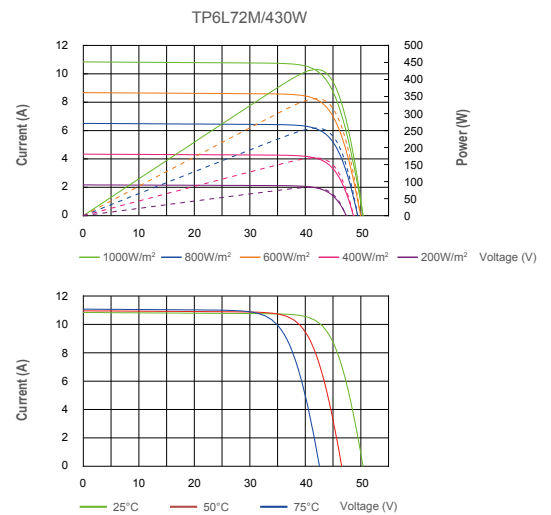
OPERATING CONDITIONS

Maximum System Voltage	1000V/1500V/DC(IEC)
Operating Temperature	-40°C ~ +85°C
Maximum Series Fuse	20A
Static Loading	Snow Loading: 5400Pa/ Wind Loading: 2400Pa
Conductivity at Ground	≤0.1Ω
Safety Class	II
Resistance	≥100MΩ
Connector	T01/LJQ-3-CSY/MC4/MC4-EVO2

TEMPERATURE COEFFICIENT

Temperature Coefficient Pmax	-0.36%/°C
Temperature Coefficient Voc	-0.26%/°C
Temperature Coefficient Isc	+0.043%/°C
NMOT	43±2°C

I-V CURVE



TECHNICAL DRAWINGS

