

product guarantee<sup>1</sup>



linear performance guarantee<sup>1</sup>



# ECO LINE FULL BLACK M60/260 - 280 W

Monocrystalline module family



Longlife tested



Power proofed



Safety provided



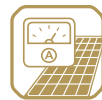
Selection of components



Cross-linking degree test



Performance surplus of 0 Wp to 6.49 Wp



Imp sorting



Special packing to avoid micro cracks in the cells



German warrantor

Eco Line Full Black is the aesthete among the Luxor solar modules. The high quality look and the homogeneous appearance increase the attractiveness of buildings. The module offers better visual integration without compromising on quality. Eco in this case means especially economical. High-quality solar cell with an efficiency up to 20.6% at the best possible low light behaviour ensure the best energy output. And this at plus tolerances of 0 Wp to 6.49 Wp.

Exemplary in the manufacturing quality, too: An especially durable plug-in connection guarantees the best power contact under all conditions, and the hollow-section frame made of anodised aluminium and compatible with every assembly system, is torsionally stiff and corrosion-free. Manufactured according to German standards and each Luxor photovoltaic module is marked by a special level of durability and reliability.

# ECO LINE FULL BLACK M60/260 – 280 W

Monocrystalline module family

Electrical data	LX-260M	LX-265M	LX-270M	LX-280M
Rated power P <sub>mpp</sub> [Wp]	260.00	265.00	270.00	280.00
P <sub>mpp</sub> range from	260.00	265.00	270.00	280.00
P <sub>mpp</sub> range to	266.49	271.49	276.49	286.49
Rated current I <sub>mpp</sub> [A]	8.28	8.39	8.51	8.73
Rated voltage V <sub>mpp</sub> [V]	31.43	31.60	31.81	32.15
Short-circuit current I <sub>sc</sub> [A]	8.82	8.93	9.04	9.26
Open-circuit voltage U <sub>oc</sub> [V]	37.65	37.71	37.80	37.92
Efficiency at STC	16.00 %	16.30 %	16.63 %	17.24 %
Efficiency at 200 W/m <sup>2</sup>	15.48 %	15.76 %	16.09 %	16.68 %
NOCT [°C]	45 ± 2°C	45 ± 2°C	45 ± 2°C	45 ± 2°C

Specification as per STC (Standard test conditions): irradiance 1000 W/m<sup>2</sup> | module temperature 25°C | AM = 1,5  
 NOCT (nominal operating cell temperature): irradiance 800 W/m<sup>2</sup> | wind speed 1 m/sec | temperature 20°C | AM = 1,5

Limiting values	LX-260M / LX-265M / LX-270M / LX-280M
Max. system voltage [V]	1000 V
Max. return current [I]	15 A
Temperature range	-40 to 85°C
Snow-load zone <sup>2</sup>	approval up to SLZ 3 (according to DIN 1055)
Max. pressure load (static)	5400 Pa

Temperature coefficient	LX-260M / LX-265M / LX-270M / LX-280M
Temperature coefficient [V]   [I]   [P]	-0.34 % /°C   0.05 % /°C   -0.45 % /°C

Specifications	LX-260M / LX-265M / LX-270M / LX-280M
Number of cells (matrix)	6 x 10, three strings in a row
Cell size	156 mm x 156 mm (diagonal: 200 mm)
Module dimensions (L x W x H) <sup>2</sup>   Weight	1,640 mm x 992 mm x 40 mm   18.3 kg
Front-side glass	3.2 mm hardened solar glass with low iron content
Frame	stable, anodised aluminium frame in a hollow-section design
Socket	plastic (PPO), IP65, ventilated and strain-relieved
Cable	4 mm <sup>2</sup> solar cable, cable length 1.0 m
Diodes	3 Schottky Diodes 15A/45V
Plug-in connection	high-quality plug-in system, (IP65) MC4 or equivalent
Hail test (max. hailstorm)	∅ 45 mm   impact velocity 23 m/s
General technical approval	classified according to DIN EN 13501-5 as B <sub>ROOF</sub> (ti)

Packing	LX-260M / LX-265M / LX-270M / LX-280M
Packing unit	25 modules, 2 I <sub>mpp</sub> classes   28 PU/40' container
Dimensions (L x W x H)   Weight	174 cm x 114 cm x 121 cm   500 kg gross

The specifications and average values can vary slightly. What is important is the corresponding data of the individual measurement. Specifications are subject to change without notice. Measurement tolerance: rated power +/- 3%, other values +/- 10%, all information in this data sheet corresponds to DIN 50380. A potential light-induced degradation of the power after commissioning is not considered here, other information can be found in the installation guidelines.

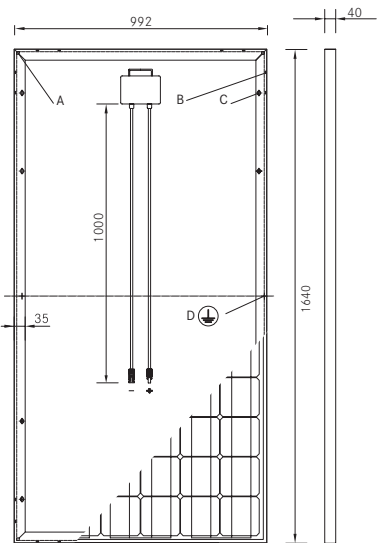
1 The specific warranty conditions are given under [www.luxor-solar.com/download.htm](http://www.luxor-solar.com/download.htm)

2 For standing installation

3 Tolerance L/W = +/- 3 mm, H = the dimensions given in the order confirmation will be decisive

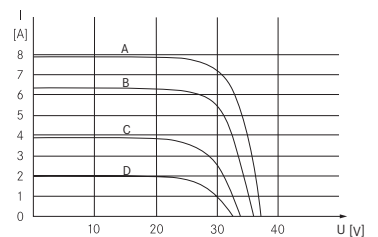
4 Location on request

Back view/ Front view/ Side view<sup>3</sup>

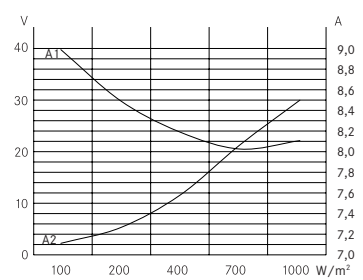


- A: 4 x drainage 10\*10 mm
- B: 8 x ventilation aperture 3\*7 mm
- C: 8 x mounting hole<sup>4</sup> d = 7 mm
- D: 2 x earthing d = 2 mm

## Characteristics



A: 1000 W/m<sup>2</sup> | B: 800 W/m<sup>2</sup> | C: 600 W/m<sup>2</sup>



A1: I<sub>mpp</sub> | A2: V<sub>mpp</sub>

Luxor, your specialised company

Guidelines: 2006/95/EG-2006/95/EC, 89/336/EWG-89/336/EEC, 93/68/EWG-93/68/EEC



The validity of the certificates/listings for a specific country has to be examined under:  
[www.luxor-solar.com/download.htm](http://www.luxor-solar.com/download.htm)