

Hi-MO **5m**

LR5-54HPB 390~410M

- Suitable for distributed projects
- Advanced module technology delivers superior module efficiency
 - M10 Gallium-doped Wafer
 - Integrated segmented ribbons
 - 9-busbar Half-cut Cell
- Excellent outdoor power generation performance
- Aesthetic appearance with all black module design

12

12-year Warranty for Materials and Processing

25

25-year Warranty for Extra Linear Power Output

Complete System and Product Certifications

IEC 61215, IEC 61730, UL 61730

ISO 9001:2015: ISO Quality Management System

ISO 14001: 2015: ISO Environment Management System

TS62941: Guideline for module design qualification and type approval

ISO 45001: 2018: Occupational Health and Safety

LONGI



21.0%
MAX MODULE
EFFICIENCY

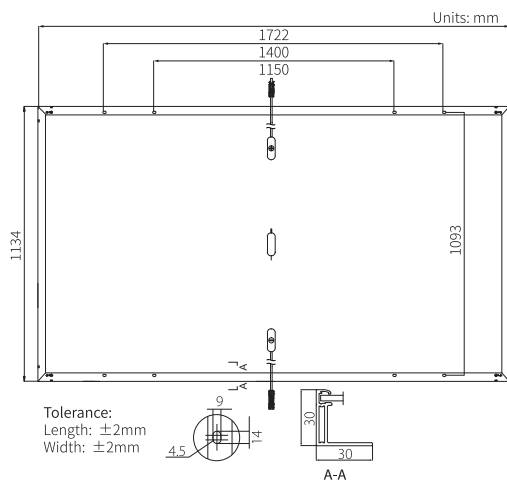

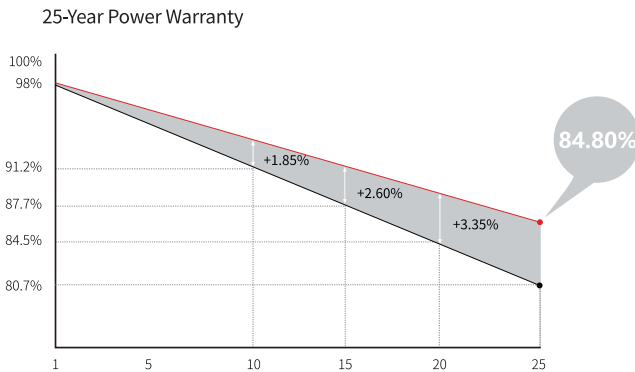
0~3%
POWER
TOLERANCE

<2%
FIRST YEAR
POWER DEGRADATION

0.55%
YEAR 2-25
POWER DEGRADATION

HALF-CELL
Lower operating temperature

Additional Value



Mechanical Parameters

Cell Orientation	108 (6×18)
Junction Box	IP68, three diodes
Output Cable	4mm ² , +400, -200mm length can be customized
Glass	Single glass, 3.2mm coated tempered glass
Frame	Anodized aluminum alloy frame
Weight	21.5kg
Dimension	1722×1134×30mm
Packaging	36pcs per pallet / 216pcs per 20' GP / 936pcs per 40' HC

Electrical Characteristics

STC : AM1.5 1000W/m² 25°C NOCT : AM1.5 800W/m² 20°C 1m/s Test uncertainty for Pmax: ±3%

Module Type	LR5-54HPB-390M		LR5-54HPB-395M		LR5-54HPB-400M		LR5-54HPB-405M		LR5-54HPB-410M	
	STC	NOCT	STC	NOCT	STC	NOCT	STC	NOCT	STC	NOCT
Maximum Power (Pmax/W)	390	293.0	395	296.7	400	300.5	405	304.2	410	308.0
Open Circuit Voltage (Voc/V)	36.50	34.32	36.65	34.46	36.80	34.61	36.95	34.75	37.10	34.89
Short Circuit Current (Isc/A)	13.45	10.91	13.55	10.99	13.66	11.08	13.74	11.15	13.84	11.23
Voltage at Maximum Power (Vmp/V)	30.80	28.67	30.95	28.81	31.10	28.95	31.25	29.09	31.40	29.23
Current at Maximum Power (Imp/A)	12.67	10.22	12.77	10.30	12.87	10.39	12.96	10.46	13.06	10.54
Module Efficiency(%)	20.0		20.2		20.5		20.7		21.0	

Operating Parameters

Operational Temperature	-40°C ~ +85°C
Power Output Tolerance	0 ~ 3%
Voc and Isc Tolerance	±3%
Maximum System Voltage	DC1000V (IEC/UL)
Maximum Series Fuse Rating	25A
Nominal Operating Cell Temperature	45±2°C
Protection Class	Class II
Fire Rating	UL type 1 or 2 IEC Class C

Mechanical Loading

Front Side Maximum Static Loading	5400Pa
Rear Side Maximum Static Loading	2400Pa
Hailstone Test	25mm Hailstone at the speed of 23m/s

Temperature Ratings (STC)

Temperature Coefficient of Isc	+0.050%/°C
Temperature Coefficient of Voc	-0.265%/°C
Temperature Coefficient of Pmax	-0.340%/°C