

Mono PERC 210mm 80 Cells

MS(390-410)MB-40H Full Black

390/395/400/405/410 WP




Better appearance

- Full-black tone makes the modules blend perfectly with the building roof, ideal for residential roofs and BIPVs
- Cleaner and more aesthetic than traditional modules and complements your home's architectural style
- The new layout design is uniform overall, and the vision is extremely beautiful



High customer value

- Lower LCOE (Levelized Cost Of Energy), reduced BOS (Balance Of System) cost, shorter payback time
- Lower guaranteed first year and annual degradation
- Designed for compatibility with existing mainstream system components
- Higher return on Investment



High energy yield

- Excellent IAM (Incident Angle Modifier) and low irradiation performance, validated by 3rd party certifications
- The unique design provides optimized energy production under inter-row shading conditions



High reliability

- Minimized micro-cracks with innovative non-destructive cutting technology
- Ensured PID resistance through cell process and module material control
- Resistant to harsh environments such as salt, ammonia, sand, high temperature and high humidity areas
- Mechanical performance up to 5400 Pa positive load and 2400 Pa negative load
- Class-C fire safety test passed

APPLICATIONS >>



On-grid residential roof-tops



On-grid commercial/ industrial roof-tops



MAXIMUM EFFICIENCY

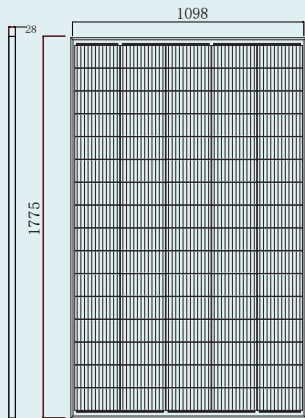
21%

POSITIVE POWER TOLERANCE

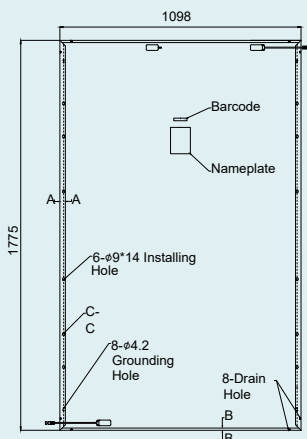
0 ~ +5W



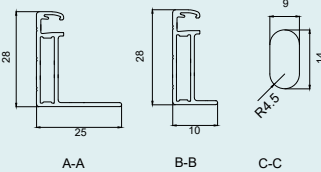
DIMENSIONS OF PV MODULE(mm)



Front View



Back View

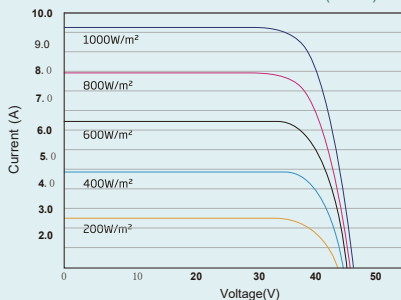


A-A

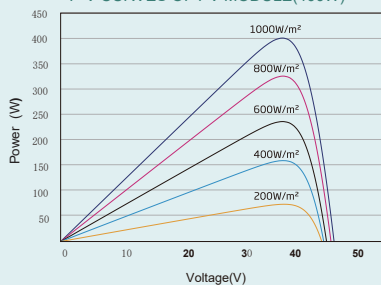
B-B

C-C

I-V CURVES OF PV MODULE(400W)



P-V CURVES OF PV MODULE(400W)



ELECTRICAL DATA (STC)

Parameter	390	395	400	405	410
Peak Power Watts- P_{MAX} (Wp)*	390	395	400	405	410
Power Tolerance- P_{MAX} (W)	0 ~ +5				
Maximum Power Voltage- V_{MPP} (V)	42.63	42.94	43.3	43.65	44.0
Maximum Power Current- I_{MPP} (A)	9.15	9.20	9.24	9.28	9.32
Open Circuit Voltage- V_{OC} (V)	51.59	51.96	52.4	52.82	53.24
Short Circuit Current- I_{SC} (A)	9.70	9.75	9.79	9.83	9.88
Module Efficiency η_m (%)	20.0	20.2	20.5	20.7	21.0

STC: Irradiance 1000W/m², Cell Temperature 25°C, Air Mass AM1.5. *Measuring tolerance: ±3%.

ELECTRICAL DATA (NOCT)

Parameter	295	299	302	306	309
Maximum Power- P_{MAX} (Wp)	295	299	302	306	309
Maximum Power Voltage- V_{MPP} (V)	39.6	39.9	40.2	40.6	40.9
Maximum Power Current- I_{MPP} (A)	7.44	7.49	7.51	7.54	7.56
Open Circuit Voltage- V_{OC} (V)	47.9	48.3	48.6	49.1	49.4
Short Circuit Current- I_{SC} (A)	7.82	7.86	7.89	7.99	8.01

NOCT: Irradiance at 800W/m², Ambient Temperature 20°C, Wind Speed 1m/s.

MECHANICAL DATA

Solar Cells	Monocrystalline
Cell Orientation	80 cells
Module Dimensions	1775x1098x28 mm (69.88x43.22x1.10 inches)
Weight	21 kg
Glass	3.2 mm (0.13 inches), High Transmission, AR Coated Heat Strengthened Glass
Encapsulant Material	EVA
Backsheet	Black
Frame	28 mm(1.10 inches) Black, anodized aluminium alloy
J-Box	IP 68 rated (3 bypass diodes)
Cables	Photovoltaic Technology Cable 4.0mm ² (0.006 inches ²) Portrait: N 700mm/P 700mm(27.55/27.55 inches) Length can be customized
Connector	MC4 Compatible

*Please refer to regional datasheet for specified connector.

TEMPERATURE RATINGS

NOCT(Nominal Operating Cell Temperature)	43°C (±2°C)
Temperature Coefficient of P_{MAX}	- 0.34%/°C
Temperature Coefficient of V_{OC}	- 0.25%/°C
Temperature Coefficient of I_{SC}	0.04%/°C

MAXIMUM RATINGS

Operational Temperature	- 40 ~ +85°C
Maximum System Voltage	1500V DC (IEC)
	1000V DC (IEC)
Max Series Fuse Rating	20A

WARRANTY

- 15 year Product Workmanship Warranty
- 25 year Power Warranty
- 2.5% first year degradation
- 0.5% Annual Power Attenuation

*Please refer to product warranty for details.

PACKAGING CONFIGURATION

- Modules per pallet: 39 pieces
- Modules per 40' container: 1014 pieces



CAUTION: READ SAFETY AND INSTALLATION INSTRUCTIONS BEFORE USING THE PRODUCT.

© 2021 Maysun Solar Co.,Ltd. All rights reserved. Specifications included in this datasheet are subject to change without notice.

Website: www.maysunsolar.com