

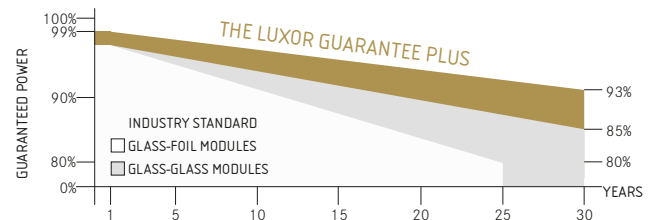
- + POWERFUL HETEROJUNCTION CELLS
- + DOUBLE GLASS: HIGHER MECHANICAL STABILITY AND FIRE SAFETY
- + BIFACIAL: DOUBLE-SIDED POWER GENERATION FOR MORE YIELD
- + REDUCTION OF BALANCE-OF-SYSTEM-COSTS THROUGH HIGHER PERFORMANCE PER MODULE
- + ESPECIALLY ECONOMIC FOR COMMERCIAL SYSTEMS



product guarantee<sup>1</sup>



linear performance guarantee<sup>1</sup>



## ECO LINE GLASS-GLASS HALF CELL BIFACIAL

### M120 / 375-395 W

MONOCRYSTALLINE HJT MODULE FAMILY, TRANSPARENT, BLACK FRAME



Longlife tested



Power proofed



Safety provided




Selection of components



Back glass



Performance surplus of 0 Wp to 6.49 Wp



Higher heat dispensing



PID free  
LID free



German warrantor

# ECO LINE GLASS-GLASS HALF CELL BIFACIAL

## M120 / 375 - 395 W, HJT, TRANSPARENT, BLACK FRAME

Module type LX - XXXM/166-120+ GG BiF | XXX = Rated power Pmpp

### Electrical data at STC

Rated power Pmpp [Wp]	375.00	380.00	385.00	390.00	395.00
Pmpp range to	381.49	386.49	391.49	396.49	401.49
Rated current Impp [A]	9.97	10.07	10.16	10.26	10.35
Rated voltage Vmpp [V]	37.64	37.78	37.92	38.06	38.20
Short-circuit current Isc [A]	10.61	10.71	10.81	10.91	11.01
Open-circuit voltage Uoc [V]	44.28	44.45	44.61	44.78	44.94
Efficiency at STC up to	20.29%	20.56%	20.82%	21.09%	21.36%
Efficiency at 200 W/m <sup>2</sup>	19.80%	20.00%	20.30%	20.60%	20.80%

### Electrical data at NOCT

Power at Pmpp [Wp]	285.60	289.41	293.22	297.02	300.83
Rated current Impp [A]	8.04	8.12	8.19	8.27	8.35
Rated voltage Vmpp [V]	35.52	35.64	35.80	35.92	36.03
Short-circuit current Isc [A]	8.56	8.64	8.72	8.80	8.88
Open-circuit voltage Uoc [V]	41.76	41.93	42.09	42.27	42.43

Specification as per STC (Standard test conditions): irradiance 1000 W/m<sup>2</sup> | module temperature 25°C | Air Mass = 1.5  
 NOCT (nominal operating cell temperature): irradiance 800 W/m<sup>2</sup> | wind speed 1 m/sec | ambient temperature 20°C | cell operating temperature 45 +/- 2°C | Air Mass = 1.5

### Bifacial Gain\* (e.g. 380 Wp)

Backside power gain [Wp]	5%	10%	15%	20%	25%
Rated power Pmpp [Wp]	399.00	418.00	437.00	456.00	475.00
Rated current Impp [A]	10.57	11.08	11.58	12.08	12.59
Rated voltage Vmpp [V]	37.78	37.78	37.78	37.78	37.78
Short-circuit current Isc [A]	11.25	11.78	12.32	12.85	13.39
Open-circuit voltage Uoc [V]	44.45	44.45	44.45	44.46	44.46

\*depending on the reflection of the underlying surface

### Limiting values

Max. system voltage   max. return current	1500 V   20 A
Safety class   Fire safety class	II   A (according to IEC 61730)
Operating Temperature	-40 bis 85°C
Max. tested pressure load-/tensile <sup>2</sup>	5400 Pa / 2400 Pa

### Temperature coefficient

Temperature coefficient [U]   [I]   [P]	-0.26% /°C   0.04% /°C   -0.24% /°C
---	-------------------------------------

### Specifications

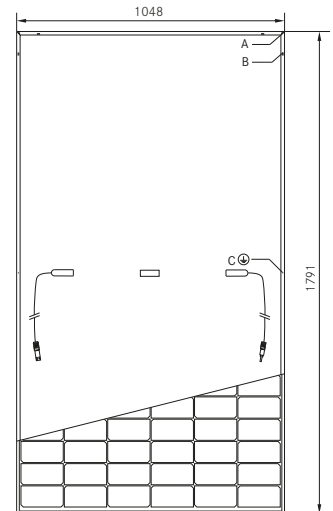
Number of cells (matrix)	120 (6 x 20)   166 mm x 83 mm
Module dimensions (L x W x H) <sup>3</sup>   Weight	1791 mm x 1048 mm x 30 mm   24 kg
Bifaciality factor <sup>5</sup>   Transparency	Up to 95%   approx. 10%
Front-side	2 mm tempered, highly transparent, anti-reflection solar glass
Back-side	2 mm tempered, highly transparent
Frame	stable, anodised aluminium frame
Embedding material	EVA/POE
Junction Box	At least IP67
Cable	Symmetrical cable lengths > 1.1 m and 1.1 m, 4 mm <sup>2</sup> solar cable
Diodes	3 Schottky Diodes
Connectors	MC4 or equivalent with IP67
Hail test (max. hailstorm)	Ø 25 mm   impact velocity 23 m/s ± 83 km/h

The specifications and average values can vary slightly. Relevant is the corresponding data of the individual measurement. Specifications are subject to change without notice. Measurement tolerance depending on equipment: rated power +/- 3%, other values +/- 10%. All information given in this data sheet corresponds to DIN EN 50380. A potential light-induced degradation of the power after commissioning is not considered here. Further information in the installation manuals.

- The specific warranty conditions are given under [www.luxor.solar/downloads.html](http://www.luxor.solar/downloads.html)
- Horizontal mounted, for details please check mounting instruction
- Tolerance L/W = +/- 3 mm. H +/- 2mm, the dimensions given in the order confirmation will be decisive
- Location and dimensios of holes on reques | 5 Bifaciality factor 92% +/- 3%

Luxor, your specialised company

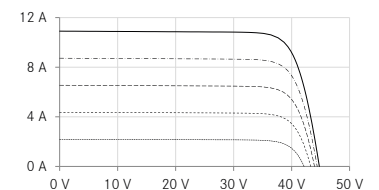
### Back - / Frontview<sup>3</sup>



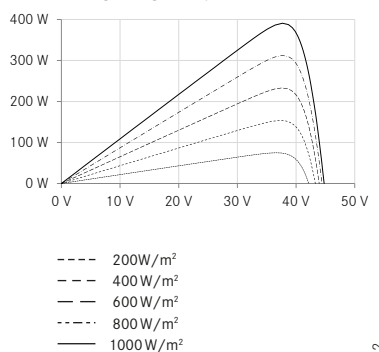
Drilled holes<sup>4</sup> A: 4 x drainage  
 B: 8 x ventilation  
 C: 2 x earthing

### Electrical characteristics

UI-diagram e.g. 390Wp



UP-diagram e.g. 390Wp



Guidelines:  
 93/68/EEC  
 2014/35/EU, (LVD)  
 2014/30/EU, (EMC)

The validity of the certificates/listings for a specific country has to be examined under:  
[www.luxor.solar/downloads.html](http://www.luxor.solar/downloads.html)