

# Harvest the Sunshine

**Mono**

340W Multi-busbar Half-Cell Black Module

JAM60S17 320-340/MR Series

## Introduction

Assembled with multi-busbar PERC cells, the half-cell configuration of the modules offers the advantages of higher power output, better temperature-dependent performance, reduced shading effect on the energy generation, lower risk of hot spot, as well as enhanced tolerance for mechanical loading.



Higher output power



Lower LCOE



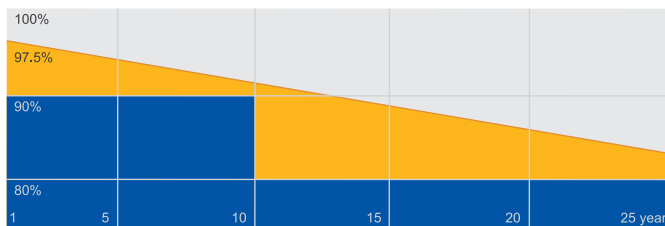
Less shading and lower resistive loss



Better mechanical loading tolerance

## Superior Warranty

- 12-year product warranty
- 25-year linear power output warranty



■ JA Linear Power Warranty ■ Industry Warranty

## Comprehensive Certificates

- IEC 61215, IEC 61730
- ISO 9001: 2015 Quality management systems
- ISO 14001: 2015 Environmental management systems
- OHSAS 18001: 2007 Occupational health and safety management systems
- IEC TS 62941: 2016 Terrestrial photovoltaic (PV) modules – Guidelines for increased confidence in PV module design qualification and type approval



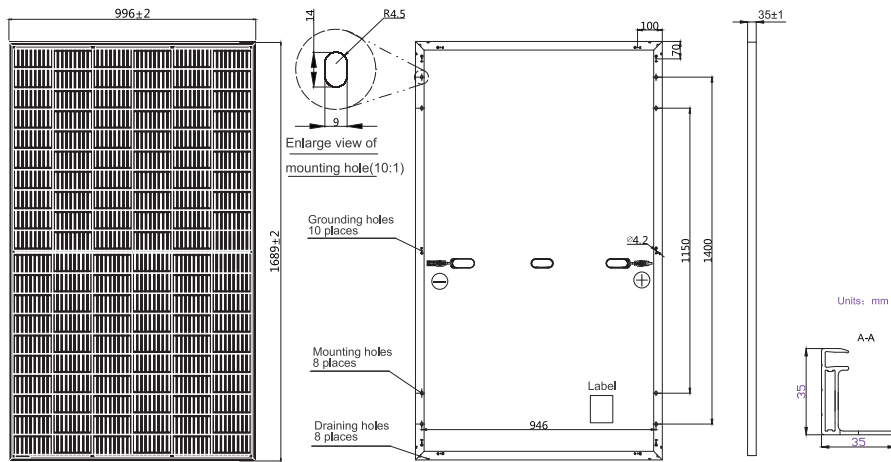
**JASOLAR**

[www.jasolar.com](http://www.jasolar.com)

Specifications subject to technical changes and tests.  
JA Solar reserves the right of final interpretation.



**MECHANICAL DIAGRAMS**



Remark: customized frame color and cable length available upon request

**SPECIFICATIONS**

|                                    |                         |
|------------------------------------|-------------------------|
| Cell                               | Mono                    |
| Weight                             | 18.7kg±3%               |
| Dimensions                         | 1689±2mm×996±2mm×35±1mm |
| Cable Cross Section Size           | 4mm <sup>2</sup>        |
| No. of cells                       | 120(6×20)               |
| Junction Box                       | IP68, 3 diodes          |
| Connector                          | MC4                     |
| Cable Length (Including Connector) | 1000mm(+)/1000mm(-)     |
| Packaging Configuration            | 31 Per Pallet           |

**ELECTRICAL PARAMETERS AT STC**

| TYPE   | JAM60S17<br>-320/MR   | JAM60S17<br>-325/MR | JAM60S17<br>-330/MR | JAM60S17<br>-335/MR | JAM60S17<br>-340/MR |
|--|---|---------------------|---------------------|---------------------|---------------------|
| Rated Maximum Power(Pmax) [W]                      | 320   | 325                 | 330                 | 335                 | 340                 |
| Open Circuit Voltage(Voc) [V]                      | 40.60   | 40.87               | 41.08               | 41.32               | 41.55               |
| Maximum Power Voltage(Vmp) [V]                     | 33.73   | 33.97               | 34.24               | 34.48               | 34.73               |
| Short Circuit Current(Isc) [A]                     | 10.16   | 10.23               | 10.30               | 10.38               | 10.46               |
| Maximum Power Current(Imp) [A]                     | 9.49  | 9.57                | 9.64                | 9.72                | 9.79                |
| Module Efficiency [%]                              | 19.0  | 19.3                | 19.6                | 19.9                | 20.2                |
| Power Tolerance                                    | 0~+5W   |                     |                     |                     |                     |
| Temperature Coefficient of Isc(α <sub>Isc</sub> )  | +0.044%/°C  |                     |                     |                     |                     |
| Temperature Coefficient of Voc(β <sub>Voc</sub> )  | -0.272%/°C  |                     |                     |                     |                     |
| Temperature Coefficient of Pmax(γ <sub>Pmp</sub> ) | -0.350%/°C  |                     |                     |                     |                     |
| STC  | Irradiance 1000W/m <sup>2</sup> , cell temperature 25°C, AM1.5G |                     |                     |                     |                     |

Remark: Electrical data in this catalog do not refer to a single module and they are not part of the offer.They only serve for comparison among different module types.

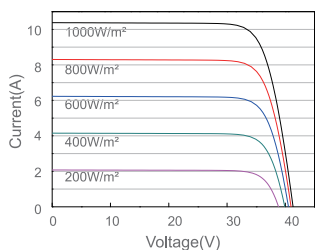
**ELECTRICAL PARAMETERS AT NOCT**

**OPERATING CONDITIONS**

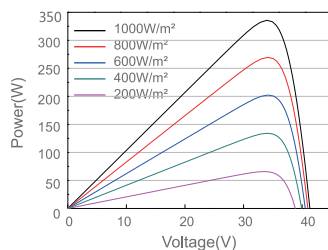
| TYPE                           | JAM60S17<br>-320/MR  | JAM60S17<br>-325/MR | JAM60S17<br>-330/MR | JAM60S17<br>-335/MR | JAM60S17<br>-340/MR |                           |             |
|--------------------------------|--|---------------------|---------------------|---------------------|---------------------|---------------------------|-------------|
| Rated Max Power(Pmax) [W]      | 241  | 245                 | 249                 | 253                 | 257                 | Maximum System Voltage    | 1000V(IEC)  |
| Open Circuit Voltage(Voc) [V]  | 38.05  | 38.26               | 38.46               | 38.68               | 38.90               | Operating Temperature     | -40°C~+85°C |
| Max Power Voltage(Vmp) [V]     | 31.58  | 31.80               | 32.02               | 32.21               | 32.40               | Maximum Series Fuse       | 20A         |
| Short Circuit Current(Isc) [A] | 8.07   | 8.14                | 8.21                | 8.28                | 8.35                | Maximum Static Load,Front | 5400Pa      |
| Max Power Current(Imp) [A]     | 7.63   | 7.70                | 7.78                | 7.85                | 7.93                | Maximum Static Load,Back  | 2400Pa      |
| NOCT                           | Irradiance 800W/m <sup>2</sup> , ambient temperature 20°C, wind speed 1m/s, AM1.5G |                     |                     |                     |                     | NOCT                      | 45±2°C      |
|                                |  |                     |                     |                     |                     | Safety Class              | Glass II    |

**CHARACTERISTICS**

Current-Voltage Curve JAM60S17-335/MR



Power-Voltage Curve JAM60S17-335/MR



Current-Voltage Curve JAM60S17-335/MR

