

DHM-T60X10

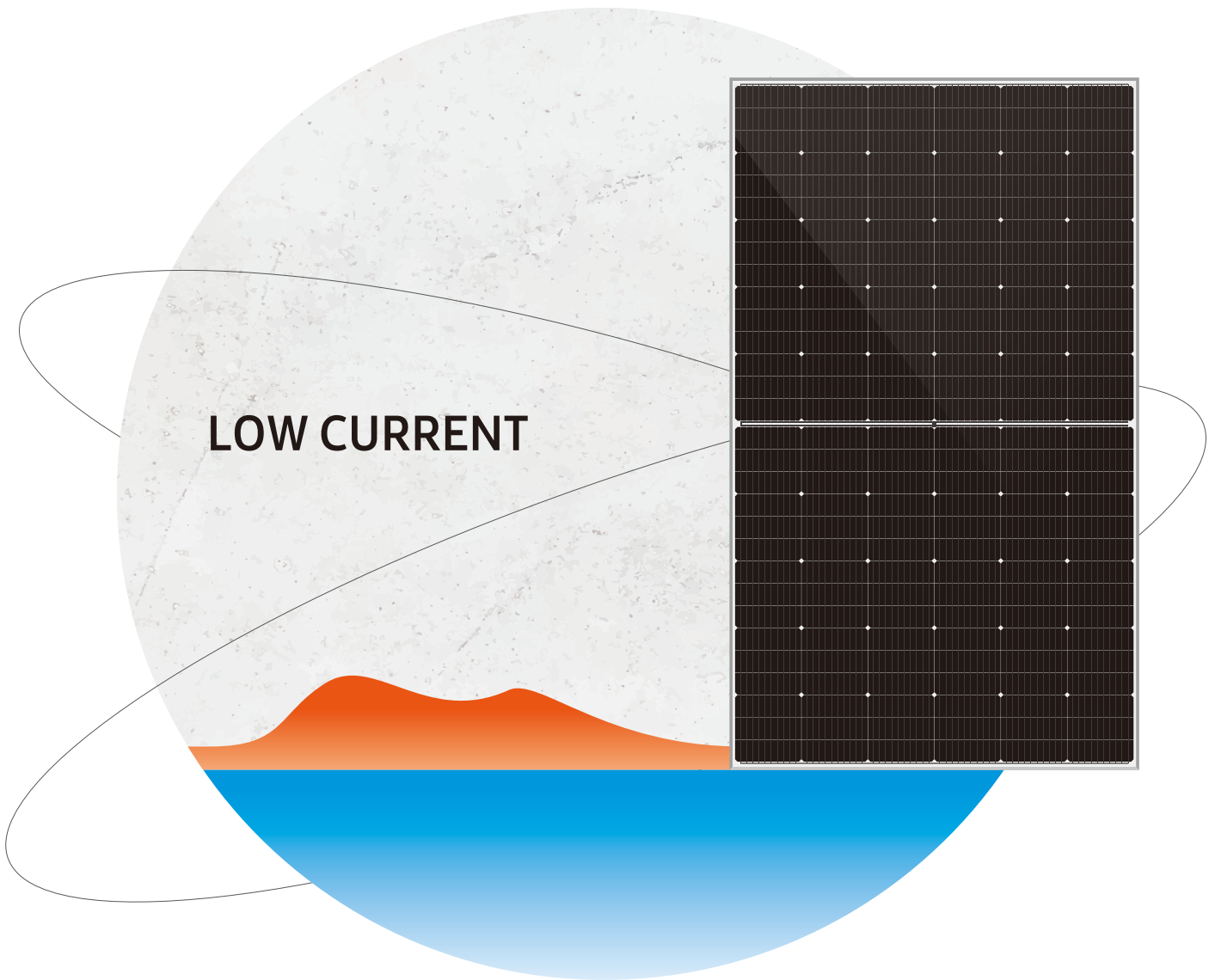
450~465W

1/3 cut Low Current
High Efficiency PV Module



Quality Guarantee

12-Year material & technology warranty
25-Year linear power output warranty



Low current, increase power generation
1/3 design, lower current and lower loss



Reduce loss and increase efficiency 1.2%+
Low current effectively reduces power loss



Diversified Application Scenarios
Strong weather resistance, easy installation in deserts, coastal areas, mountains and various roofs



Better Compatibility
Lower LCOE cost

Comprehensive Products & System Certificates

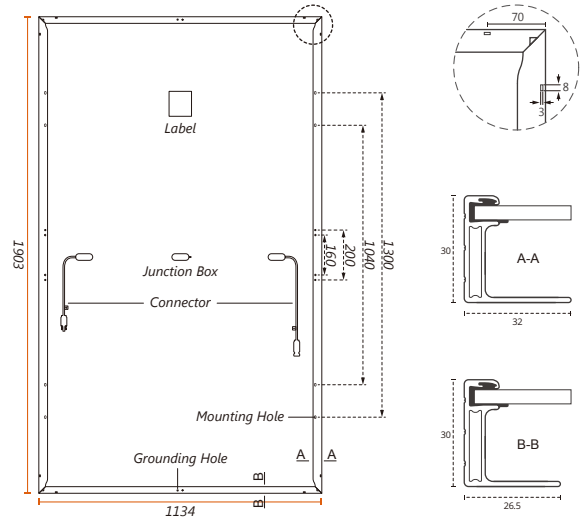
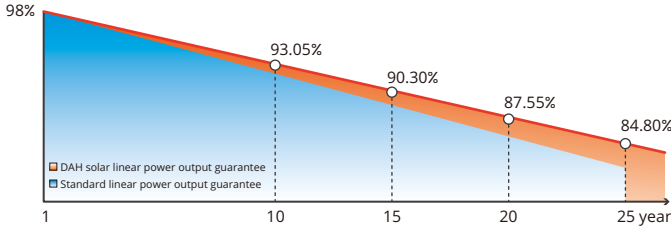


IEC 61215 / IEC 61730 / CE / FIDE / INMETRO
ISO 45001: 2018/International standards for occupational health & safety
ISO 14001: 2015/Standards for environmental management system
ISO 9001: 2015/Quality management system

DHM-T60X10 450~465W

1/3 cut Low Current High Efficiency PV Module

Cells Type **Mono 182×60.7mm** Weight **23.5kg**
 Dimension (L×W×T) **1903×1134×30mm** Packing **36pcs/pallet, 864pcs/40HQ**



Mechanical Specification

Output Cable 4.0mm², 300/400mm in length, length can be customized
 (Including connector)
 No. of Cells 180 (6×30)
 Glass 3.2mm High Transmission, Antireflection Coating
 Junction box IP68, 3 Bypass Diodes
 Connector MC4 Compatible

Operating Parameters

Maximum system voltage 1000V/1500V DC
 Operating Temperature -40 ~ +85°C
 Maximum series fuse rating 20A
 Snow load, frontside 5400Pa
 Wind load, backside 2400Pa
 Nominal operating cell temperature 43°C±2°C
 Application level Class A

STC-Electrical Characteristics

Module Type	DHM-T60X10			
Maximum Power (P _{max})	450W	455W	460W	465W
Open-circuit Voltage (V _{oc})	62.0V	62.2V	62.4V	62.6V
Maximum Power Voltage (V _{mp})	52.4V	52.6V	52.8V	53.0V
Short-circuit Current (I _{sc})	9.19A	9.25A	9.31A	9.37A
Maximum Power Current (I _{mp})	8.59A	8.65A	8.71A	8.77A
Module Efficiency (%)	20.85%	21.08%	21.32%	21.55%
Temperature Coefficient of I _{sc} : 0.05%/°C / Temperature Coefficient of V _{oc} : -0.31%/°C / Temperature Coefficient of P _{max} : -0.35%/°C				
Standard Test Environment: Irradiance 1000W/m ² , Cell temperature 25°C, Spectrum AM1.5				

NOCT-Electrical Characteristics

Maximum Power (P _{max})	339W	342W	346W	350W
Open-circuit Voltage (V _{oc})	58.7V	58.9V	59.1V	59.3V
Maximum Power Voltage (V _{mp})	49.6V	49.8V	50.0V	50.2V
Short-circuit Current (I _{sc})	7.41A	7.46A	7.51A	7.56A
Maximum Power Current (I _{mp})	6.82A	6.87A	6.92A	6.97A
Standard Test Environment: Irradiance 800W/m ² , Ambient temperature 20°C, Spectrum AM1.5, Wind speed 1m/s				

I-V Curve (DHM-T60X10-460W)

