


MONO60 SOLAR LINE

SCM-300

30 YEARS
LINEAR POWER WARRANTY

15 YEARS
PRODUCT WARRANTY



POSITIVE POWER OUTPUT
TOLERANCE

HAILSTORM RESISTANCE

ULTRA-LIGHT ALUMINUM FRAME

ANTI-REFLECTIVE GLASS



PERC TECHNOLOGY

(Passivated Emitter and Rear Cell)

SOLAR CALL believes in technological innovation aimed at the continuous improvement of its products.

Therefore we deploy PERC technology cells for our monocrystalline modules, which allow to achieve higher efficiency.

MONOCRYSTALLINE SOLAR MODULE

You don't have enough room for your system, yet you don't want to compromise energy efficiency? **SOLAR CALL** is the right fit for you!

- High efficiency: with the dimensions of a 60cell solar module, these panels can reach an extremely high power output thanks to the use of high-efficiency cells.
- Captivating design: **SOLAR CALL**'s monocrystalline solar panel has been designed to be exceptionally elegant and sober, perfect for each kind of roof. The black frame adds to its refined aesthetics.
- Maximum stability and strength: we employ top-quality materials for our products, thus ensuring their long-lasting reliability and their stability in any environmental conditions.

60 CELLS

60

MONO
CRYSTALLINE

M

4/5 BUS BAR

4/5

156x156mm
6x6"



BLACK
FRAME



WHITE
BACKSHEET



ELECTRICAL CHARACTERISTICS (STC)*

Nominal Output (Pmax)	300 W
Flash Test Power Tolerance	0/+5
Voltage at Pmax (Vmp)	32 V
Current at Pmax (Imp)	9.40 A
Open Circuit Voltage (Voc)	39.6 V
Short Circuit Current (Isc)	9.93 A
Maximum System Voltage	1000 V
Maximum Series Fuse Rating	15 A
Cell Efficiency	21.65 %
Module Efficiency	18.44 %

*STC (Standard Test Condition); Irradiance 1000 W/m²; Module Temp. 25 °C; Air Mass 1.5

SCM-300

MECHANICAL CHARACTERISTICS

Solar Cells	60 (6 x 10) monocrystalline	Diodes	3 Bypass diodes serviceable
Solar Cells Size	156 x 156 mm / 6 x 6"	Junction Box	IP67 rated
Front Cover	3.2 mm / 0.12" thick, low iron tempered glass	Connector	MC4 or compatible connector
Back Cover	TPT (Tedlar-PET-Tedlar)	Cables Length	900 mm / 35.4"
Encapsulant	EVA (Ethylene vinyl acetate)	Cables Section	4.0 mm ² / 0.006 in ²
Frame	Anodized aluminium alloy, double wall	Dimensions	1640 x 992 x 40 mm / 64.5 x 39 x 1.57"
Frame finishing	Black	Weight	18 kg / 39.7 lbs
Backsheet finishing	White	Max. Load	Certified to 5400 Pa

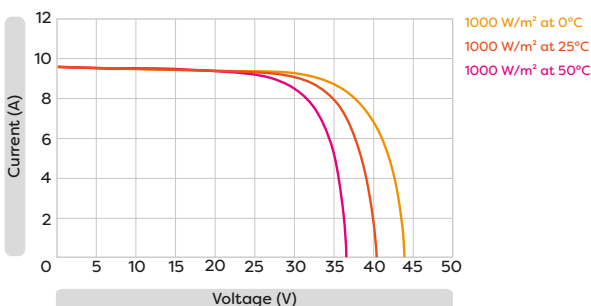
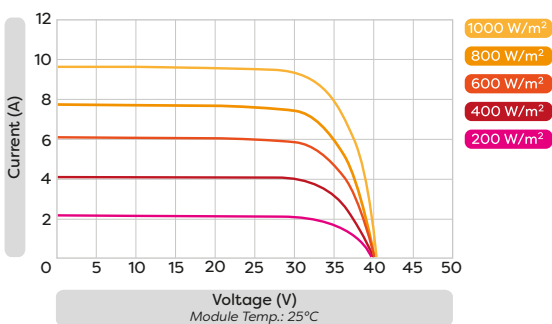
TEMPERATURE CHARACTERISTICS

Temperature Coefficient of Pmax	-0.40 % / °C	Operating Temperature	-40 °C ~ +85 °C
Temperature Coefficient of Voc	-0.32 % / °C	NOCT**	45±2 °C
Temperature Coefficient of Isc	0.04 % / °C	**Nominal Operation Cell Temperature: Irrad. 800 W/m ² ; Air 20 °C; Wind speed 1 m/s	

PACKAGING

Palettenabmessungen	1700 x 1200 x 1200 mm / 67 x 47 x 47"	Weight	516 kg / 1138 lbs
Anzahl Module pro Palette	27	Pallets Stacked	up to two

CURRENT/VOLTAGE CHARACTERISTICS



DIMENSIONS

