

➤ **RMHT54/420~440AB2**
420~440 Watt

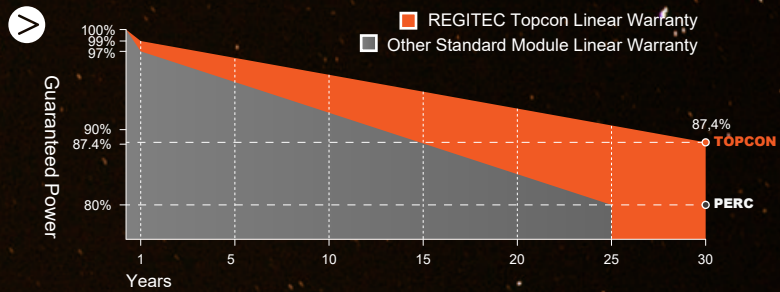
182mm 16BB mono 108Cells

TOPCon Bifacial PV Module

All Black Glass/Glass Design

➤ **30** years product warranty

30 years performance warranty



➤ **PRODUCT FEATURE**



Bifaciality >85%



SMBB Technology Half Cut Topcon Cell



Excellent performance in low-light environments



High quality junction box and connector systems



100% inspection, to guarantee the reliability of solar systems



Anti LID



Anti PID



Lower temperature coefficient



Quality RFID Tracking

➤ **MANAGEMENT SYSTEM**



ISO 9001: Quality Management System



ISO 14001: Standard for environmental management system

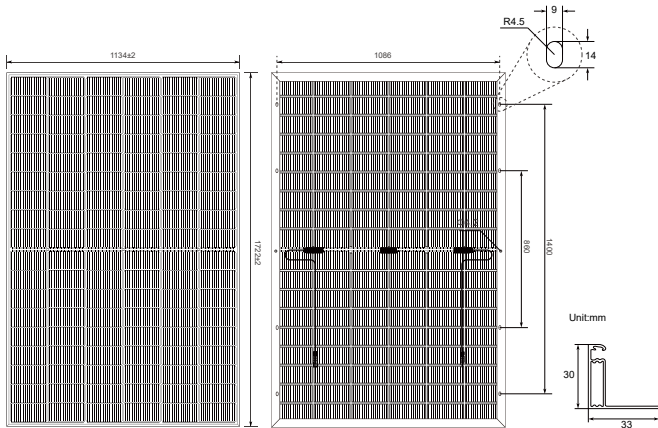


OHSAS 18001: International standard for occupational health and safety assessment system

➤ **PRODUCT CERTIFICATES**



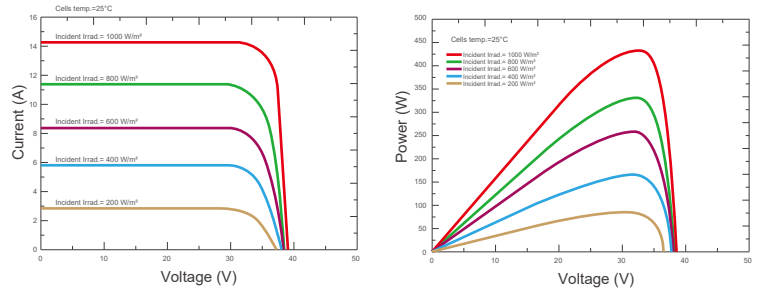
Dimension Drawing



All Dimensions in mm
 The above drawing is a graphical representation of the product.
 For engineering quality drawings please contact REGITEC.

I-V Graph

Current-Voltage & Power-Voltage Curves (RMHT54/440AB2)



Electrical Characteristics (STC/NOCT)

Module Type	RMHT54/420AB2		RMHT54/425AB2		RMHT54/430AB2		RMHT54/435AB2		RMHT54/440AB2	
	STC	NOCT	STC	NOCT	STC	NOCT	STC	NOCT	STC	NOCT
Maximum Power- Pmax(W)	420	319.1	425	322.8	430	326.5	435	330.2	440	333.9
Open Circuit Voltage - Voc(V)	38.11	36.1	38.3	36.2	38.49	36.4	38.68	36.5	38.87	36.6
Short- Circuit Current - Isc(A)	14.07	11.34	14.15	11.41	14.23	11.47	14.31	11.53	14.39	11.59
Voltage at Pmax -Vmp(V)	31.51	29.7	31.7	29.9	31.88	30.1	32.07	30.3	32.26	30.5
Current at Pmax - Imp(A)	13.33	10.74	13.41	10.8	13.49	10.87	13.57	10.9	13.64	10.95
Module Efficiency -ηm(%)	21.50	/	21.8	/	22.02	/	22.27	/	22.53	/
Power Tolerance(W)	(0~+4.99W)									
Maximum System Voltage(V)	1000/1500Vdc (IEC / UL)									
Maximum Series Fuse Rating (A)	25A									

 STC : Irradiance 1000W/m², Cell Temperature 25°C, Air Mass 1.5

 NOCT : Irradiance 800W/m², Ambient Temperature 20°C, Air Mass 1.5, Wind Speed 1m/s

Mechanical Specifications

External Dimensions	1722x1134x30mm
Weight	22kg
Solar Cells	TOPCon mono crystalline 182x91mm (2x54pcs)
Glass	Front ARC Solar Glass 1.6mm , Back Toughened Glass 1.6mm
Frame	Anodized aluminum alloy
Junction Box	IP68
Output Cables	4.0mm ² , 100cm(+), 100cm(-), length can be customized
Connector	Stäubli MC4
Mechanical Load	Front Side Max. 5400Pa, Rear Side Max. 2400Pa

Rear Side Power Gain

Power Gain	10%	15%	20%	25%	30%
Maximum Power- Pmax(W)	473.0	494.5	516.0	537.5	554.0
Open Circuit Voltage - Voc(V)	38.60	38.70	38.80	38.80	38.90
Short- Circuit Current - Isc(A)	15.70	16.44	17.18	17.93	18.50
Voltage at Pmax -Vmp(V)	31.70	31.60	31.60	31.60	31.50
Current at Pmax - Imp(A)	14.94	15.64	16.33	17.04	17.58

Packing Configuration

	1722x1134x30mm
Container	40'HQ
Pieces per Pallet	36
Pallets per Container	26
Pieces per Container	936

Temperature Characteristics

Pmax Temperature Coefficient	-0.300%/°C
Voc Temperature Coefficient	-0.250%/°C
Isc Temperature Coefficient	+0.04%/°C
Operating Temperature	-40~ +85°C
Nominal Operating Cell Temperature(NOCT)	45±2°C