

MICROINVERTER

EVT560


Connected to two panels.



SAFE
Low DC voltage,
and invisible.




QUALITY
Components selected from
world-class brands.



OPTIMIZATION
Individual MPPT for
each module.



FLEXIBILITY
Adapts to any system size
and optimizes space.



PLUG & PLAY
Hand-in-hand design, fewer
add-ons, and fast installation.



25 YEARS
Long 25 years lifetime;
up to 15 years warranty.



SMART
Module-level online smart
monitoring.

DATASHEET

Model EVT560

Input Data (DC)

Recommended Input Power Range(STC)	(180W - 400W+) *2
Max. DC Input (V)	54V
Max. Input Short-circuit Current (A)	15A
Operating Range (V)	18V-54V
Max. Input Continuous Current (A)	12A*2
MPPT Voltage Range (V)	24V-45V

Output Data (AC)

Normal Voltage (V)	230V
Current (Max.Continuous) (A)	2.54A
Frequency (Hz)	50Hz
Power (Max.Continuous) (W)	560W
Peak Power (W)	600W
Power Factor Range	+/-0.95
Total Harmonic Distortion	<3%
Maximum Units Per Branch	10 Units (12AWG Cable)

Efficiency

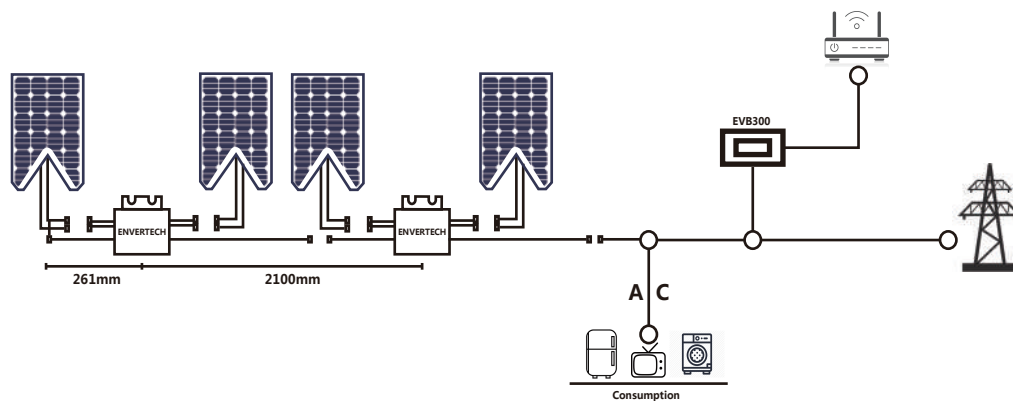
Peak Inverter Efficiency	95.6%
EURO Weighted Efficiency	95%
MPPT Efficiency	99.9%
Nighttime Power Consumption	<100mW

Features

Communication	PLCC (Power Line Carrier Communication)
Compliance	VDE-AR-N 4105, IEC/EN61000, IEC/EN62109-1/2, EN50549-1/2019, TOR 2019, C10/11:2019, UTE C15-712-1:2013, VFR 2019
Lifetime	25 Years

Others

Ingress Protection (IP)	IP 67
Protective Class	Class I
Temperature (°C)	-40°C to +65°C
Relative Humidity	0% - 98%
Overvoltage Category	OVC III (AC Main), OVC II (PV)
Inverter Isolation	<input type="checkbox"/> Non-isolated <input checked="" type="checkbox"/> High Frequency Isolated
Weight	2.8kg
Dimensions (W*H*D)	248mm*236mm*27.5mm



Monitoring Device EVB300

Communicates with Envertech microinverters through PLCC/WiFi and enables users to manage the systems in a smart digital way.