


# HT40-18X(PD)-F

NEW

Big Size: Cell 182\*91


**300W / 305W**  
**310W / 315W / 320W**



- Glass: Front / Rear is 2.0mm
- Encapsulation: POE
- Light transmittance: 49.0%
- No. of Cells: 80 (4 × 20)
- Weight: 32.5kg
- Dimensions: 2285mm×1134mm×30mm

● (Optional)  
Design of Water Leakage Trough

Monocrystalline



Shanghai Aerospace Automobile Electromechanical Co., Ltd.  
website: www.ht-saae.com



Factory :  
Lianyungang ShenZhou New Energy Co., Ltd.  
Turkey HT Solar Energy Joint Stock Company



**Half cut cell technology can reduce the internal power loss and improve component overall power. Excellent heat dissipation avoids hot spot production.**



**MBB The optimized number and width of main gate lines, Maximize the light receiving area of components and Reduce component power consumption**

12Ys

**Products Warranty**



**Designed for high voltage systems of up to 1500 VDC, increasing the string length of solar systems and saving on BoS costs**

30Ys

**Warranty on power output**



**All the modules are sorted and packaged by amperage, reducing mismatch losses and maximizing system output.**

EL

**Microcrack resistant Double glass structure enhance reliability, triple EL tested of high quality control.**

5W

**Positive tolerance 0/+5w guaranteed**



**Entire module certified to with stand extreme wind (2400 Pa) and snow loads (5400 Pa)**


PID

**PID Resistant**

**Comprehensive and first-rate certification system**

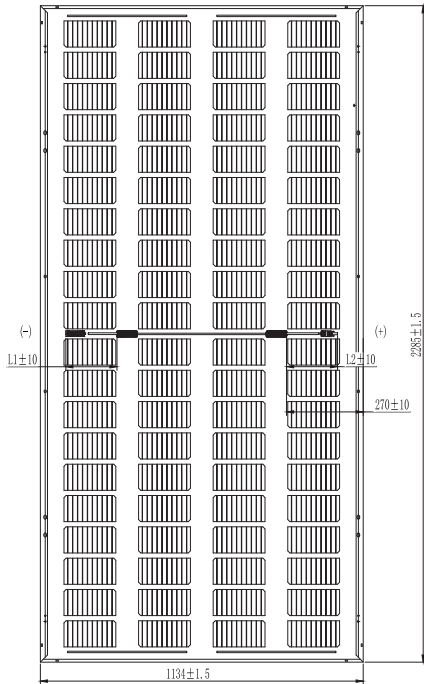
IEC61215: 2016. IEC61730: 2016 Latest Standard  
ISO9001, ISO14001 and OHSAS18001,  
meeting the highest international standards  
Strict quality control

**Bloomberg  
TIER 1**



MULTIWAY+

### Engineering Drawing



### Electrical Characteristics

Module	HT40-18X(PD)-F				
Maximum Power at STC(Pmax)	300	305	310	315	320
Open-Circuit Voltage(Voc)	27.55	27.70	27.85	28.00	28.15
Short-Circuit Current(Isc)	13.89	14.02	14.15	14.28	14.41
Optimum Operating Voltage (Vmp)	23.25	23.40	23.55	23.70	23.85
Optimum Operating Current(Imp)	12.92	13.05	13.18	13.31	13.44
Light transmittance	49%	49%	49%	49%	49%
Power Tolerance	0 ~ +5W				
Maximum System Voltage	1000V / 1500V DC(IEC)				
Maximum Series Fuse Rating	25A				
Operating Temperature	-40 °C to +85 °C				

\*STC: Irradiance 1000W/m<sup>2</sup>, module temperature 25, AM=1.5  
Optional black frame or white frame module according to customer requirements

### NMOT

Module	HT40-18X(PD)-F				
Maximum Power	223	227	231	234	238
Open Circuit Voltage (Voc)	26.11	26.25	26.40	26.54	26.68
Short Circuit Current (Isc)	11.21	11.31	11.42	11.52	11.63
Maximum Power Voltage (Vmp)	22.04	22.18	22.32	22.46	22.61
Maximum Circuit Current (Imp)	10.12	10.23	10.35	10.42	10.53
NOCT	45°C ±2°C				

\*NMOT: Irradiance 800W/m<sup>2</sup>, ambient temperature 20 °C, wind speed 1 m/s

### Mechanical Characteristics

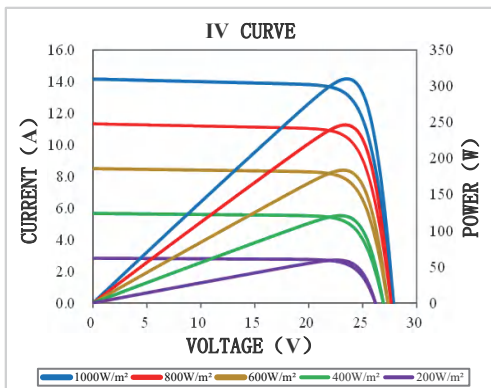
Solar Cells	Monocrystalline 182 × 91 mm
No. of Cells	80 (4 × 20)
Dimensions	2285mm×1134mm×30mm
Weight	32.5 kg
Front Glass	High transmission tempered glass
Frame	Anodized aluminium alloy
Junction Box	IP68
Cable	4mm <sup>2</sup> (IEC) Length:(+)200mm/ (-)300mm
Connectors	MC4 / MC4 Compatible
Packaging Configuration	36pcs / box, 720pcs / 40'HQ Container

### Temperature Characteristics

Temperature Coefficient of Pmax	γ (Pm)	-0.39%/K
Temperature Coefficient of Voc	β (Voc)	-0.29%/K
Temperature Coefficient of Isc	α (Isc)	0.049%/K

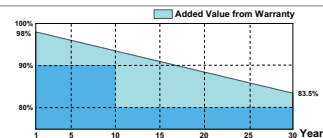
### I-V Curves

Current-Voltage & Power-Voltage Curve



### Warranty

12-year product warranty  
30-year warranty on power output  
Specific information is referred to the product quality guarantee



### Information Box