

DAS MODUL Mono Serie FR60 250 - 270 Wp
German / European Origin

Colour:



V02_2014



SOLUXTEC

DAS MODUL Mono Serie FR60 250 - 270 Wp

German / European Origin



ELECTRICAL PERFORMANCE UNDER STANDARD TEST CONDITIONS, 1000 W/m², AM=1,5

			250	255	260	265	270
Maximum power	P _{max} W _p		250	255	260	265	270
Open circuit voltage	V _{oc} V		37,55	37,85	37,89	37,94	37,98
Short circuit	I _{sc} A		8,85	8,89	8,93	8,97	9,02
Maximum power point voltage	V _{mpp} V		30,15	30,55	30,98	31,40	31,65
Maximum power point current	I _{mpp} A		8,30	8,35	8,40	8,45	8,55
Efficiency	%		15,48	15,75	16,06	16,40	16,70

ELECTRICAL PERFORMANCE UNDER NOCT, 800 W/m², T=20°C

			250	255	260	265	270
Maximum power	P _{max} W _p		182	185	189	193	197
Open circuit voltage	V _{oc} V		34,4	34,7	34,8	34,9	35,0
Short circuit	I _{sc} A		7,08	7,1	7,14	7,17	7,21
Maximum power point voltage	V _{mpp} V		27,4	27,8	28,2	28,6	28,9
Maximum power point current	I _{mpp} A		6,65	6,69	6,72	6,76	6,84

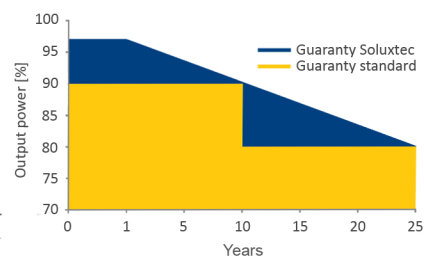
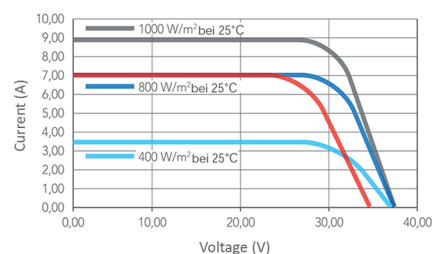
THERMAL CHARACTERISTICS

STC1	25°C
NOCT	45°C ±2°C
TC I _{sc}	0,03 %/K
TC V _{oc}	- 0,35 %/K
TC P _{mpp}	- 0,40 %/K

COMPONENTS

Cells number	60
Technology	monocrystalline silicon
Cell Dimension	156 x 156 mm
Junction Box	IP 67
Connector	MC4
Glass	tempered + patterned
Glass thickness	3,2 mm

CURVES



GENERAL CHARACTERISTICS

Module weight	19 kg
Back sheet color	black
Frame	black
Total thickness	35 mm
Snow load	5400 Pa

INTEGRATION CHARACTERISTICS

Max. System voltage	1000 Vdc
Protection class	safety class A
Efficiency reduction 1000-200 W/m ²	94% (± 3%)
Max. Reverse current	16 A

CERTIFICATIONS

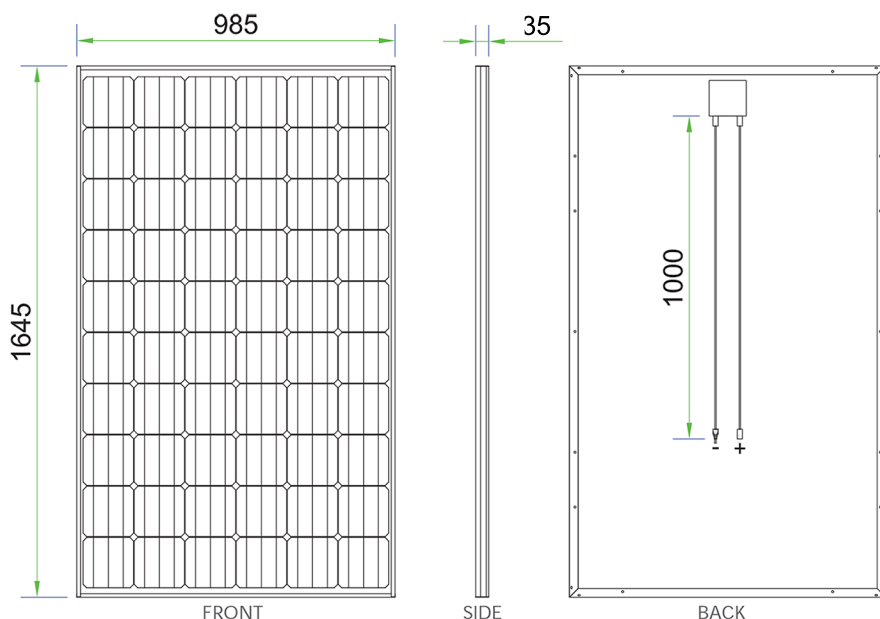
IEC 61215
EN 61730

PRODUCT GUARANTY

10 years

POWER TOLERANCE*

0/+ 3 % of P_{mpp}
Pflash > P_{mpp}



WWW.SOLUXTEC.EU



This data Sheet complies with the requirements of EN 50380.

SoluxTec SA reserves the right to make specification changes without prior notice V02_2014

*Flasher AAA, Power tolerance measurement of +/- 3%.

Made in Germany

