


INTRODUCING THE STAR PERFORMER LG NeON²



UP TO 340 WATTS

LG CELLO DESIGN

6,000PA LOAD



LG NeON[®] 2 – BETTER. MORE EFFICIENT. GUARANTEED.

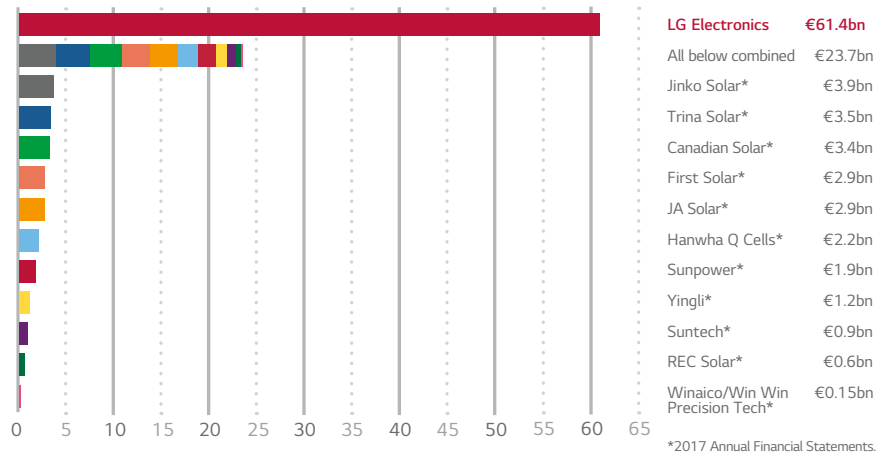
LG's NeON[®] 2 solar module now offers even more performance. Featuring a classy new design and with a total of 60 cells, it can withstand a load of 6,000Pa. LG is extending its product warranty from 15 to 25 years and improving its linear performance guarantee to at least 86% of nominal output after 25 years.

LOCAL GUARANTOR, GLOBAL SECURITY

LG Solar is part of LG Electronics, a global and financially strong company, with over 50 years of experience.

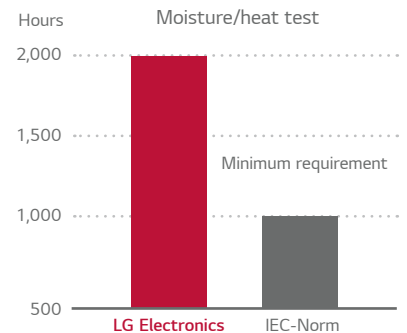
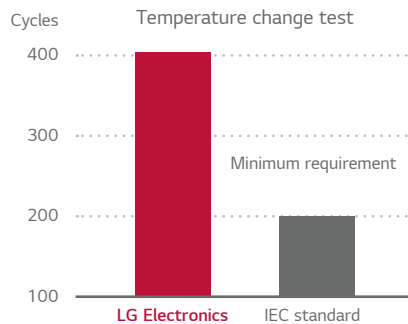
Good to know: LG Electronics is the warrantor for your solar modules. LG Electronics has been present in Europe with many local subsidiaries for decades.

The Warrantor's 2017 Global Sales in €



EXCELLENT QUALITY, INDEPENDENTLY TESTED

You can rely on LG. We test our products with double the intensity specified in the IEC standard. This quality is valued by installers across Europe, which is why they have awarded our LG solar modules the "Top Brand PV" stamp of quality for the highest recommendation rates for the fourth time in a row.

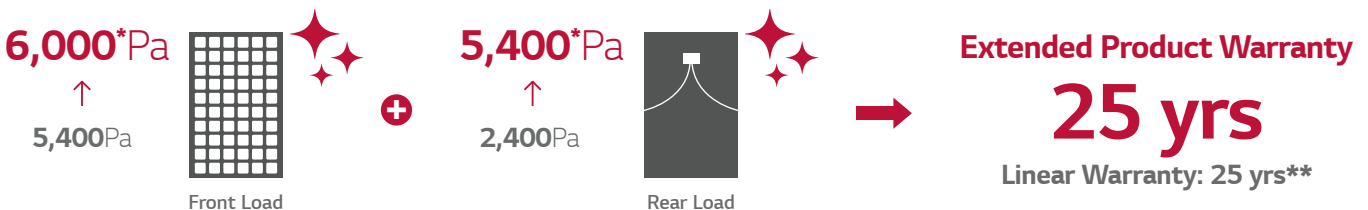


HIGHER OUTPUT, HIGHER YIELD

Semiconductor industry know-how is used to achieve a more even cell surface and thus increase efficiency up to over 21%. The module can evenly apply incident light from both the front and back of the cell, making LG NeON[®] 2 cells more efficient than conventional solar cells and producing a higher yield.

POWERFUL DESIGN, GUARANTEED ROBUST (LG STANDARD)*

With reinforced frame design, LG NeON[®] 2 can endure a front load up to 6,000Pa (represents snow height of normal snow of more than 1,8 meters) and a rear load up to 5,400Pa (represents wind speed of up to 93 m/s, compare max. wind speed of Hurricane Katrina 2005 of max. 75 m/s).




* Module fully complies with the new IEC 61215-2: 2016 test procedures which confirmed 5,400 Pa front and 4,000 Pa rear side load. LG made internal tests to confirm 6,000 Pa front and 4,000 Pa rear side load also with new IEC 61215-2: 2016 norms. Further tests are on-going. Unless these tests turn out differently, LG confirms 6,000 Pa / 5,400 Pa.
** 1) 1st year: min. 98%. 2) After 2nd year: max. 0.35% annual degradation. 3) Min. 89.6% for 25 years.

LG NeON[®] 2

LG340N1C-V5
LG335N1C-V5

60 Cells

LG's new module, NeON[®] 2, adopts CELLO technology. CELLO technology replaces 3 busbars with 12 thin wires to enhance power output and reliability. NeON[®] 2 demonstrates LG's efforts to increase customer's values beyond efficiency. It features enhanced warranty, durability, performance under real environment, and aesthetic design suitable for roofs.



→ CELLO technology



KEY FEATURES



Enhanced Performance Warranty

LG NeON[®] 2 has an enhanced performance warranty. The annual degradation has fallen from -0.5%/year to -0.35%/year.



Enhanced Product warranty

LG has extended the warranty of the LG NeON[®] 2 to 25 years, which is among the top of industry standards.



Better Performance on a Sunny Day

LG NeON[®] 2 now performs better on sunny days thanks to its improved temperature coefficient.



Double-Sided Cell Structure

The rear of the cell used in LG NeON[®] 2 will contribute to generation, just like the front; the light beam reflected from the rear of the module is reabsorbed to generate a great amount of additional power.

About LG Electronics

LG Electronics is a global big player, committed to expanding its operations with the solar market. The company first embarked on a solar energy source research program in 1985, supported by LG Group's vast experience in the semi-conductor, LCD, chemistry and materials industries. In 2010, LG Solar successfully released its first MonoX[®] series to the market, which is now available in 32 countries. The LG NeON[®] (previous MonoX[®] NeON), NeON[®]2, NeON[®]2 BiFacial won the "Intersolar AWARD" in 2013, 2015 and 2016, which demonstrates LG Solar's lead, innovation and commitment to the industry.

Mechanical Properties

Cells	6 x 10
Cell Vendor	LG
Cell Type	Monocrystalline/N-type
Cell Dimensions	161.7 x 161.7 mm
# of Busbar	12 (Multi Wire Busbar)
Dimensions (L x W x H)	1,686 x 1,016 x 40 mm
Weight	17.1 kg
Connector Type	MC4/MC
Junction Box	IP68 with 3 Bypass Diodes
Length of Cables	2 x 1,000 mm
Front cover	Tempered Glass with AR Coating
Frame	Anodized Aluminum

Certifications and Warranty

Certifications	IEC 61215-1/-1-1/2:2016, IEC 61730-1/2:2016 OHSAS 18001, PV CYCLE ISO 9001, ISO 14001, ISO 50001
Ammonia Corrosion Test	IEC 62716 : 2013
Salt Mist Corrosion Test	IEC 61701 : 2012 Severity 6
Module Fire Performance	Class C, Fire Class 1 (Italy)
Product Warranty	25 years
Output Warranty of Pmax (Measurement Tolerance ± 3%)	25 years linear warranty ¹⁾

¹⁾ 1st year: min. 98%. 2) After 2nd year: max. 0.35% annual degradation.
³⁾ Min. 89.6% for 25 years.

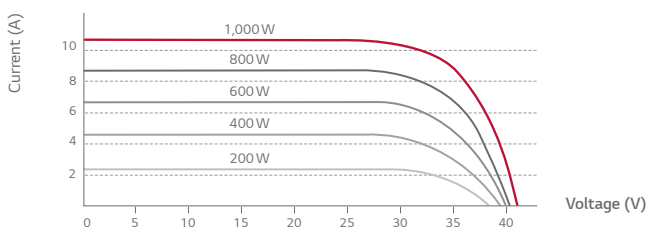
Temperature Coefficients

NOCT	42 ± 3 °C
Pmpp	-0.36 %/°C
Voc	-0.27 %/°C
Isc	0.03 %/°C

Electrical Properties (NMOT)

Model		LG340N1C-V5	LG335N1C-V5
Maximum Power Pmax	[W]	254	250
MPP Voltage Vmpp	[V]	32.3	31.9
MPP Current Impp	[A]	7.86	7.84
Open Circuit Voltage Voc	[V]	38.6	38.5
Short Circuit Current Isc	[A]	8.47	8.43

Characteristic Curves



Electrical Properties (STC²⁾)

Model		LG340N1C-A5	LG335N1C-A5
Maximum Power Pmax	[W]	340	335
MPP Voltage Vmpp	[V]	34.5	34.1
MPP Current Impp	[A]	9.86	9.83
Open Circuit Voltage Voc	[V]	41.1	41.0
Short Circuit Current Isc	[A]	10.53	10.49
Module Efficiency	[%]	19.8	19.6
Operating Temperature	[°C]	-40 ~ +90	
Maximum System Voltage	[V]	1,000	
Maximum Series Fuse Rating	[A]	20	
Power Tolerance	[%]	0 ~ +3	

²⁾ 1) STC (Standard Test Condition): Irradiance 1,000 W/m², Module Temperature 25 °C, AM 1.5.

Operating Conditions

Operating Temperature	[°C]	-40 ~ +90
Maximum System Voltage	[V]	1000(IEC)
Maximum Series Fuse Rating	[A]	20
Mechanical Test Load*(Front)	[Pa /psf]	6000
Mechanical Test Load*(Rear)	[Pa /psf]	5400

* Manufacturer Declaration according to IEC 61215 : 2005 (Preliminary)
Mechanical Test Loads 5400 Pa / 4000 Pa based on IEC61215-2 : 2016
(Test Load = Design Load x Safety Factor (1.5))

Packaging Configuration

Number of Modules per Pallet	[EA]	25
Number of Modules per 40ft HQ Container	[EA]	650
Packaging Box Dimensions (L x W x H)	[mm]	1.750 x 1.120 x 1.221
Packaging Box Gross Weight	[kg]	464

Dimensions (mm)

