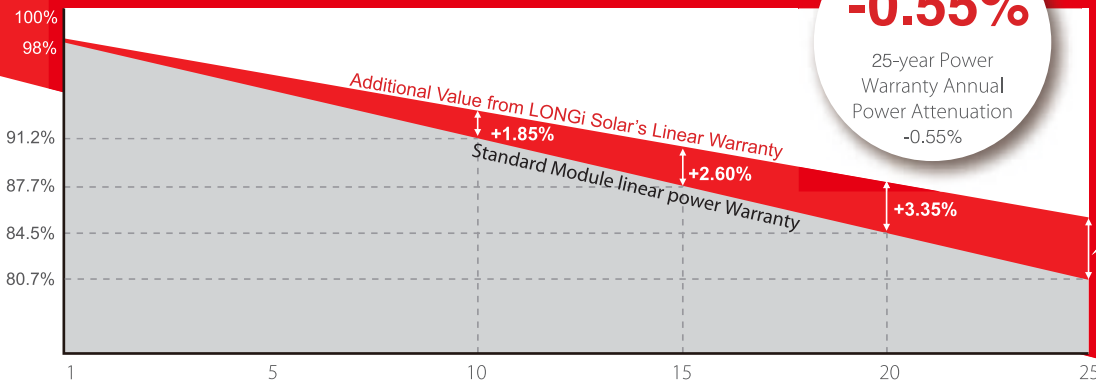


LR6-72HPH 365~385M



**High Efficiency
Low LID Mono PERC
with Half-cut Technology**

10-year Warranty for Materials and Processing;
25-year Warranty for Extra Linear Power Output



-0.55%

25-year Power
Warranty Annual
Power Attenuation
-0.55%

+4.10%

Complete System and Product Certifications

- IEC 61215, IEC61730, UL1703
- ISO 9001:2008: ISO Quality Management System
- ISO 14001: 2004: ISO Environment Management System
- TS62941: Guideline for module design qualification and type approval
- OHSAS 18001: 2007 Occupational Health and Safety



* Specifications subject to technical changes and tests. LONGi Solar reserves the right of interpretation.

Positive power tolerance (0 ~ +5W) guaranteed

High module conversion efficiency (up to 19.3%)

Slower power degradation enabled by Low LID Mono PERC technology: first year <2%, 0.55% year 2-25

Solid PID resistance ensured by solar cell process optimization and careful module BOM selection

Reduced resistive loss with lower operating current

Higher energy yield with lower operating temperature

Reduced hot spot risk with optimized electrical design and lower operating current



Room 801, Tower 3, Lujiazui Financial Plaza, No.826 Century Avenue, Pudong Shanghai, 200120, China
Tel: +86-21-80162606 E-mail: module@longi-silicon.com Facebook: www.facebook.com/LONGi Solar

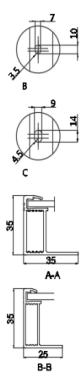
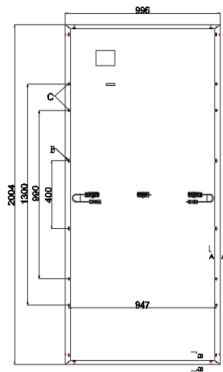
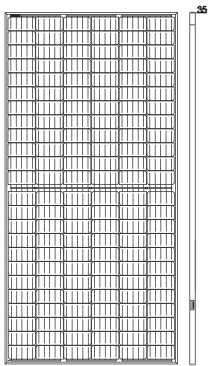
Note: Due to continuous technical innovation, R&D and improvement, technical data above mentioned may be of modification accordingly. LONGi Solar have the sole right to make such modification at anytime without further notice; Demanding party shall request for the latest datasheet for such as contract need, and make it a consisting and binding part of lawful documentation duly signed by both parties.

LR6-72HPH365~385M

Design (mm)

Mechanical Parameters

Operating Parameters



Units: mm(inch)
Tolerance:
Length: ±2mm
Width: ±2mm
Height: ±1mm
Pitch-tow: ±1mm

Cell Orientation: 144 (6×24)
Junction Box: IP67, three diodes
Output Cable: 4mm², 300mm in length
length can be customized
Glass: Single glass
3.2mm coated tempered glass
Frame: Anodized aluminum alloy frame
Weight: 23.0kg
Dimension: 2004×996×35mm
Packaging: 30pcs per pallet
150pcs per 20'GP
660pcs per 40'HC

Operational Temperature: -40 C ~ +85 C
Power Output Tolerance: 0 ~ +5 W
Voc and Isc Tolerance: ±3%
Maximum System Voltage: DC1500V (IEC/UL)
Maximum Series Fuse Rating: 20A
Nominal Operating Cell Temperature: 45±2 C
Safety Class: Class II
Fire Rating: UL type 1 or type 2

Electrical Characteristics

Test uncertainty for Pmax: ±3%

Model Number	LR6-72HPH-365M		LR6-72HPH-370M		LR6-72HPH-375M		LR6-72HPH-380M		LR6-72HPH-385M	
	STC	NOCT	STC	NOCT	STC	NOCT	STC	NOCT	STC	NOCT
Maximum Power (Pmax/W)	365	270.4	370	274.1	375	277.8	380	281.5	385	285.2
Open Circuit Voltage (Voc/V)	48.4	45.2	48.6	45.4	48.8	45.6	49.0	45.7	49.2	46.0
Short Circuit Current (Isc/A)	9.71	7.82	9.79	7.89	9.87	7.95	9.96	8.02	10.03	8.09
Voltage at Maximum Power (Vmp/V)	40.0	36.9	40.2	37.1	40.4	37.3	40.6	37.5	40.8	37.7
Current at Maximum Power (Imp/A)	9.13	7.32	9.21	7.38	9.28	7.44	9.36	7.50	9.43	7.57
Module Efficiency(%)	18.3		18.5		18.8		19.0		19.3	

STC (Standard Testing Conditions): Irradiance 1000W/m², Cell Temperature 25 C, Spectra at AM1.5

NOCT (Nominal Operating Cell Temperature): Irradiance 800W/m², Ambient Temperature 20 C, Spectra at AM1.5, Wind at 1m/s

Temperature Ratings (STC)

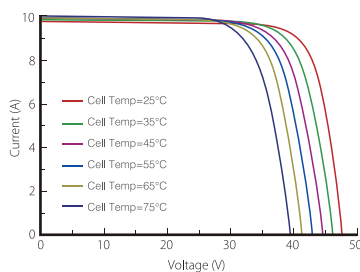
Mechanical Loading

Temperature Coefficient of Isc	+0.057%/C
Temperature Coefficient of Voc	-0.286%/C
Temperature Coefficient of Pmax	-0.370%/C

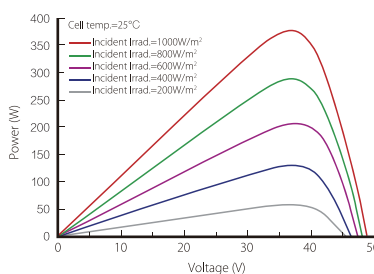
Front Side Maximum Static Loading	5400Pa
Rear Side Maximum Static Loading	2400Pa
Hailstone Test	25mm Hailstone at the speed of 23m/s

I-V Curve

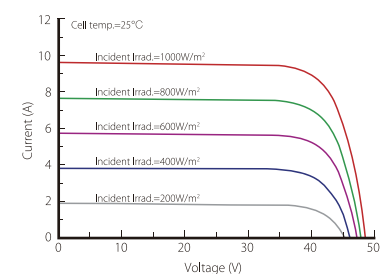
Current-Voltage Curve (LR6-72HPH-375M)



Power-Voltage Curve (LR6-72HPH-375M)



Current-Voltage Curve (LR6-72HPH-375M)



Room 801, Tower 3, Lujiazui Financial Plaza, No.826 Century Avenue, Pudong Shanghai, 200120, China
Tel: +86-21-80162606 E-mail: module@longi-silicon.com Facebook: www.facebook.com/LONGI Solar

Note: Due to continuous technical innovation, R&D and improvement, technical data above mentioned may be of modification accordingly. LONGI Solar have the sole right to make such modification at anytime without further notice; Demanding party shall request for the latest datasheet for such as contract need, and make it a consisting and binding part of lawful documentation duly signed by both parties.