

# JW-HT120N Series (9BB Full Frame)

Jolywood N-type Bifacial High Efficiency Black Monocrystalline Silicon Half-Cell Single Glass Module

- JW-HT120N-315
- JW-HT120N-320
- JW-HT120N-325
- JW-HT120N-330
- JW-HT120N-335
- JW-HT120N-340



## High Power Output

Combined with MBB technology



## ZERO LID (Light Induced Degradation)

N-type solar cell has no LID naturally, can increase power generation



## Higher Reliability

Successfully passed various strict tests (IEC61215, IEC61730 etc.)



## Better Weak Illumination Response

Wide spectral response, higher power output even under low-light settings like smog or cloudy days.



## Better Temperature Coefficient


Higher power generation under working conditions, thanks to Passivating Contact Cell technology



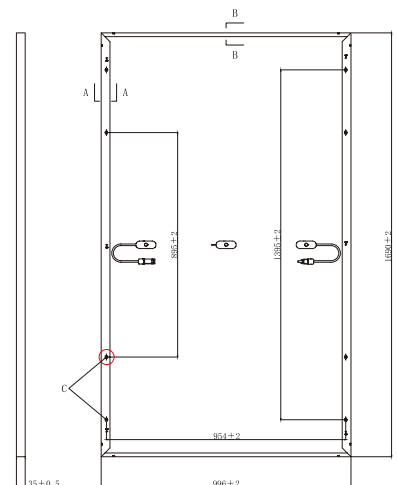
## Outstanding visual appearance

Designed with aesthetics in mind, thinner wires that appear all black at a distance

## Module diagram



## Engineering drawing ( unit : mm )



A Long Frame



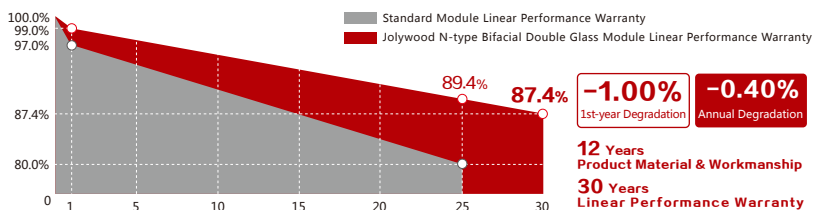
B Short Frame



C Mounting Hole

optional  
Munich RE IEC CE

## Linear map



Jolywood (Taizhou) Solar Technology Co., Ltd. is the world's leading manufacturer of N-type bifacial solar cells and modules. At present, we have more than 3GW production capacity of N-type monocrystalline bifacial solar cells and modules, and our technology covers the world-leading N-PERT, Passivating Contact, IBC, TBC and other cell and module technology. The parent company, Jolywood (Suzhou) Sunwatt Co., Ltd. (stock code: SZ300393), which is established in 2008 and successfully listed in the GEM in 2014, is the world's largest professional PV backsheet manufacturer, committing to becoming the world's top manufacturer of advanced integrated PV products.

# JW-HT120N Series | Jolywood N-type Bifacial High Efficiency Black Monocrystalline Silicon Half-Cell Single Glass Module

## ELECTRICAL PROPERTIES | STC\*

Module Type	JW-HT120N-315	JW-HT120N-320	JW-HT120N-325	JW-HT120N-330	JW-HT120N-335	JW-HT120N-340
Testing Condition	Front Side	Front Side	Front Side	Front Side	Front Side	Front Side
Peak Power ( Pmax ) ( W )	315	320	325	330	335	340
MPP Voltage ( Vmp ) ( V )	33.5	33.8	34.1	34.4	34.7	35.1
MPP Current ( Imp ) ( A )	9.42	9.48	9.54	9.60	9.66	9.70
Open Circuit Voltage ( Voc ) ( V )	40.5	40.7	41.0	41.2	41.5	41.8
Short Circuit Current ( Isc ) ( A )	9.91	9.96	10.01	10.07	10.12	10.17
Module Efficiency ( % )	18.71	19.01	19.31	19.61	19.90	20.20

\*STC: Irradiance 1000 W/m<sup>2</sup>, Cell Temperature 25°C, Air Mass AM1.5  
The data above is for reference only and the actual data is in accordance with the practical testing

## ELECTRICAL PROPERTIES | NOCT\*

Testing Condition	Front Side	Front Side	Front Side	Front Side	Front Side	Front Side
Peak Power ( Pmax ) ( W )	238	242	246	250	253	257
MPP Voltage ( Vmp ) ( V )	31.4	31.7	32.0	32.3	32.5	32.9
MPP Current ( Imp ) ( A )	7.59	7.64	7.69	7.74	7.79	7.82
Open Circuit Voltage ( Voc ) ( V )	38.7	38.9	39.2	39.4	39.7	40.0
Short Circuit Current ( Isc ) ( A )	7.99	8.03	8.07	8.12	8.16	8.20

\*NOCT: Irradiance at 800 W/m<sup>2</sup>, Ambient Temperature 20°C, Wind Speed 1 m/s

## OPERATING PROPERTIES >

Operating Temperature ( °C )	-40°C~+85°C
Maximum System Voltage ( V )	1500V ( IEC )
Maximum Series Fuse Rating(A)	20
Power Tolerance	0~+5W
Bifaciality*	70%

\*Bifaciality=Pmaxrear ( STC ) /Pmaxfront ( STC ) , Bifaciality tolerance:±5%

## TEMPERATURE COEFFICIENT >

Temperature Coefficient of Pmax*	-0.32%/°C
Temperature Coefficient of Voc	-0.26%/°C
Temperature Coefficient of Isc	+0.046%/°C
Nominal Operating Cell Temperature (NOCT)	42±2°C

\*Temperature Coefficient of Pmax±0.03%/°C

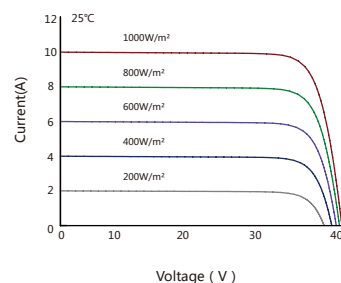
## MECHANICAL PROPERTIES >

Cell Type	158.75mm*79.375mm
Number of Cells	120pcs(12*10)
Dimension	1690mm*996mm*35mm
Weight	19Kg
Front Glass	3.2mm
Frame	Anodized Aluminium
Junction Box	IP67 ( 3 diodes )
Length of Cable	4.0mm <sup>2</sup> , 300mm
Connector	MC4 Compatible

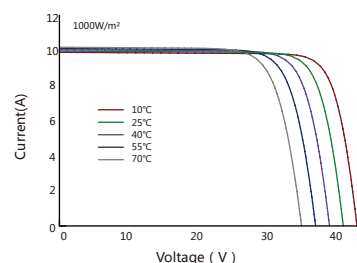
## With Different Power Generation Gain ( regarding 330W as an example ) >

Power Gain (%)	Peak Power ( Pmax ) ( W )	MPP Voltage ( Vmp ) ( V )	MPP Current ( Imp ) ( A )	Open Circuit Voltage ( Voc ) ( V )	Short Circuit Current ( Isc ) ( A )
5	342	34.4	9.93	41.2	10.41
10	353	34.4	10.25	41.2	10.75
15	365	34.5	10.58	41.3	11.10
20	376	34.5	10.91	41.3	11.44
25	388	34.5	11.23	41.3	11.78

## Irradiance Dependence of Isc, Voc and Pmax >



## Temperature Dependence of Isc, Voc and Pmax >



## Packaging Configuration >

Packing Type	20'GP	40'GP	40'HQ
Piece/Pallet		30	
Pallet/Container	6	13	26
Piece/Container	180	390	780

\*The specification and key features described in this datasheet may deviate slightly and are not guaranteed. Due to ongoing innovation, R&D enhancement, Jolywood (Taizhou) Solar Technology Co., Ltd. reserves the right to make any adjustment to the information described herein at any time without notice. Please always obtain the most recent version of the datasheet which shall be duly incorporated into the binding contract made by the parties governing all transactions related to the purchase and sale of the products described herein.

www.jolywood.cn



DOC.# : TZ-MP-194 REV : A

JOLYWOOD ( TAIZHOU ) SOLAR TECHNOLOGY CO.,LTD.

Add : No.6 Kaiyang Rd., Jiangan Economic Development Zone, Taizhou, Jiangsu Province, China, 225500

TEL : +86 523 80612799 mkt@jolywood.cn

Version 2019.12 ©Jolywood (Taizhou) Solar Technology Co., Ltd. All rights reserved

