


# VSUN

Innovative & Smart

## VSUN315-60BMH-DG

High Efficiency Low LID  
Bifacial PERC Technology

VSUN315-60BMH-DG VSUN310-60BMH-DG  
VSUN305-60BMH-DG VSUN300-60BMH-DG



18.97%

Module efficiency

12years

Material & Workmanship warranty

315W

Highest power output

30years

Linear power output warranty



P-type PERC bifacial cell technology



Up to 30% more energy yield due to the back side power generation



Low LCOE



Minimize micro-crack and free of snail trails



Outstanding temperature coefficient



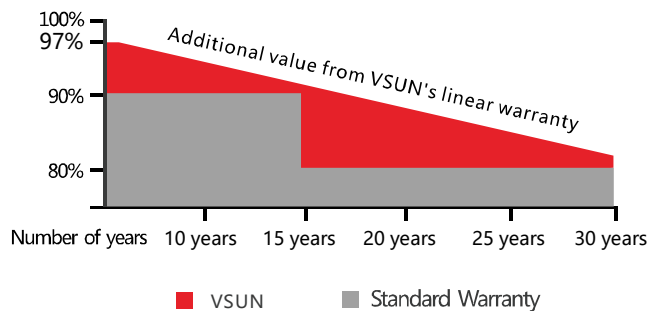
Excellent performance under low light conditions




Certified for salt/ammonia corrosion resistance



Load certificates: wind to 2400Pa and snow to 5400Pa



**Munich RE**  **-12-year product warranty**  
**-30-year linear power output warranty**

Invested by Fuji Solar, VSUN is a Japanese solar module solutions provider located in Tokyo that offers Japanese quality solar technologies globally. The group's business started in Japan in 2006, later spreading to North America, Southeast Asia, and EMEA.

Innovative & Smart – VSUN has been committed to providing greener, cleaner, and more intelligent renewable energy solutions. It is focusing on the new energy market and the development of customized and high-efficiency products.

Note:

All information and data are subject to change without notice.  
All rights reserved@VSUN

A Sub-company of **FUJISOLAR**



Originated from Japan  
vsun@vietnamsunenergy.com  
www.vsun-solar.com

## Electrical Characteristics at Standard Test Conditions(STC)

Module Type	VSUN315-60BMH-DG	VSUN310-60BMH-DG	VSUN305-60BMH-DG	VSUN300-60BMH-DG
Maximum Power - Pmax (W)	315	310	305	300
Open Circuit Voltage - Voc (V)	40.8	40.5	40.2	40
Short Circuit Current - Isc (A)	9.87	9.82	9.76	9.66
Maximum Power Voltage - Vmpp (V)	34.5	34.2	33.9	33.5
Maximum Power Current - Imp (A)	9.15	9.08	9.02	8.97
Module Efficiency	18.97%	18.67%	18.37%	18.06%

Standard Test Conditions (STC): irradiance 1,000 W/m<sup>2</sup>; AM 1.5; module temperature 25°C. Tolerance of Pmp: 0~+ 3%.  
Measuring uncertainty of power: ±3%.

## Electrical Characteristics with different rear side power gain(reference to 310 front)

Pmax (W)	Voc (V)	Isc (A)	Vmpp (V)	Imp (A)	Pmax gain
326	40.5	10.31	34.2	9.53	5%
341	40.5	10.8	34.2	9.99	10%
372	40.6	11.78	34.3	10.9	20%
388	40.6	12.28	34.3	11.35	25%

## Temperature Characteristics

NOCT	45°C(±2°C)	Maximum System Voltage [V]	1000/1500
Voltage Temperature Coefficient	-0.29%/K	Series Fuse Rating [A]	20
Current Temperature Coefficient	+0.05%/K	Bifaciality	70%±5%
Power Temperature Coefficient	-0.39%/K		

## Maximum Ratings

## Material Characteristics

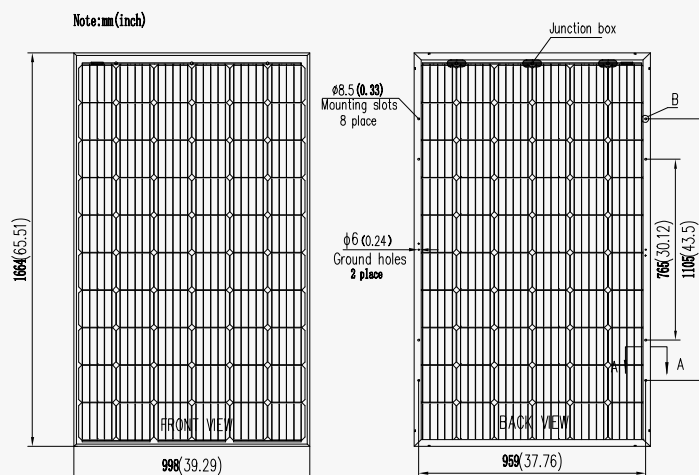
Dimensions	1664×998×35mm (L×W×H)
Weight	24.9kg
Frame	Black anodized aluminum profile
Front Glass	High transparency,Antireflection coated,Semi-toughened safety glass,2.5mm
Cell Encapsulation	EVA (Ethylene-Vinyl-Acetate)
Back Glass	Semi-toughened safety glass,2.5mm
Cells	6×10 pieces bifacial monocrystalline solar cells series strings (156.75mm×156.75mm)
Junction Box	Rated current≥13A, IP≥67
Cable&Connector	Length 500 mm, 1×4 mm <sup>2</sup> , compatible with MC4

## Packaging

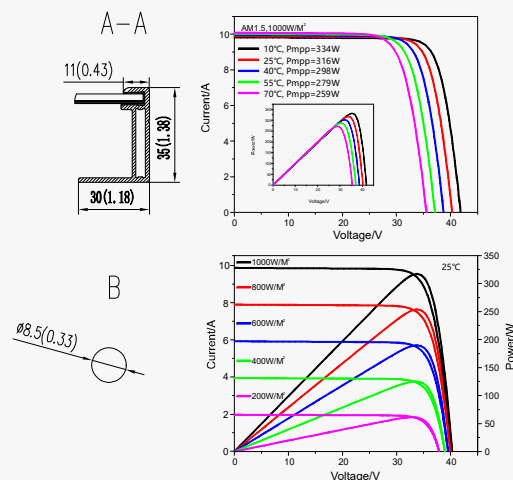
Dimensions(L×W×H)	1700×1110×1134mm	Temperature Range	-40 °C to + 85 °C
Container 20'	360	Withstanding Hail	Maximum diameter of 25 mm with impact speed of 23 m/s
Container 40'	840	Maximum Surface Load	5,400 Pa
Container 40'HC	910	Application class	class A

## System Design

## Dimensions



## IV-Curves



Excellent performance under weak light condition.