


mono HCM60X9
325~345W

**Half-Cell
 High Efficiency
 PV Module**



HIGH EFF.

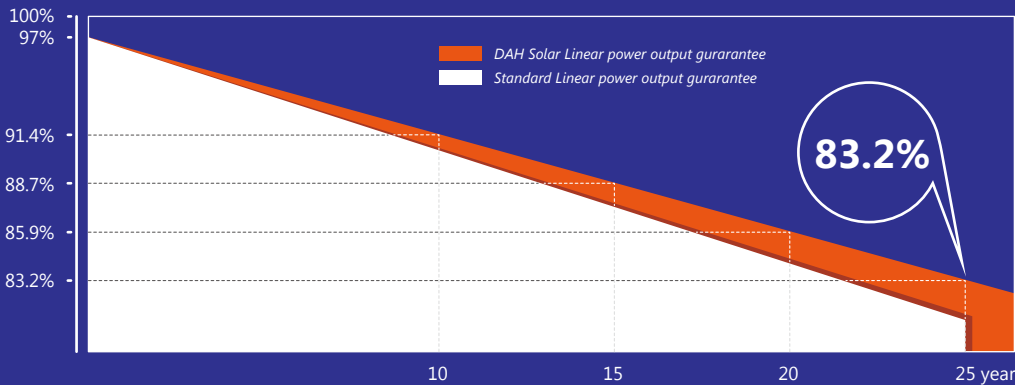


HALF CELL



Quality Guarantee

12-year material & technology warranty
 25-year linear power output warranty



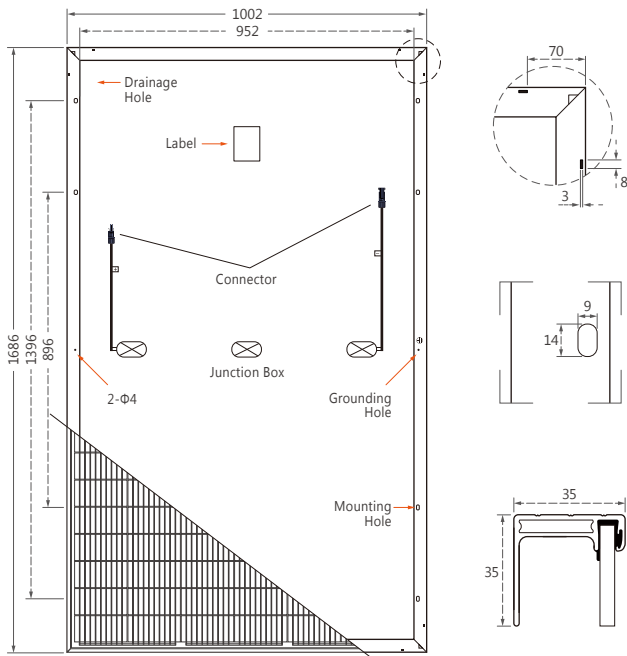
20.42%
 Max Module Eff.

0~+5W
 Positive Tolerance

Performance Advantage

- > More Busbars, the Less of Broken and cracking, As the Narrowed Cell Bus Bar Width, the Light Receiving Area and Power are Increased too.
- > Half-Cell technology and back passivation technology, excellent photoelectric conversion efficiency.
- > Excellent low-light power generation performance, even if it is half blocked, there is still 50% power output.
- > Series-parallel combined circuit design, higher output power than conventional PERC.

Design



Mechanical Specification

Cells Type	Mono 158.75×79.375mm
Weight	19kg
Dimension (L×W×T)	1686×1002×35mm
Cable	4.0mm ² ; Portrait: N 400mm/P 300mm, Landscape: N 1200mm/P 1200mm
No.of Cells	120 (6×20)
Glass	3.2 mm High Transmission, Antireflection Coating
Junction box	IP68, 3 Bypass Diodes
Connector	QC4 or MC4 Compatible
Packing	30pcs/pallet, 360pcs/20GP, 845pcs/40HQ

Operating Parameters

Maximum system voltage	1000V/1500V DC
Operating Temperature	-40 ~ +85°C
Maximum series fuse rating	20A
Snow load, frontside	5400Pa
Wind load, backside	2400Pa
Nominal operating cell temperature	45°C±2°C
Application level	Class A

Electrical Characteristics(STC)

Module Type	HCM60X9-325W	HCM60X9-330W	HCM60X9-335W	HCM60X9-340W	HCM60X9-345W
Maximum Power (Pmax)	325W	330W	335W	340W	345W
Open-circuit Voltage (Voc)	40.4V	40.6V	40.8V	41.0V	41.2V
Maximum Power Voltage (Vmp)	33.5V	33.7V	33.9V	34.1V	34.3V
Short-circuit Current (Isc)	10.27A	10.33A	10.39A	10.46A	10.53A
Maximum Power Current (Imp)	9.71A	9.80A	9.89A	9.98A	10.06A
Module Efficiency (%)	19.24%	19.53%	19.83%	20.13%	20.42%
Power Tolerance	0~+5W				
Temperature Coefficient of Isc	0.05%/°C				
Temperature Coefficient of Voc	-0.29%/°C				
Temperature Coefficient of Pmax	-0.37%/°C				
Standard Test Environment	Irradiance 1000w/m ² , Cell temperature 25°C, Spectrum AM1.5				

Electrical Characteristics(NOCT)

Module Type	HCM60X9-325W	HCM60X9-330W	HCM60X9-335W	HCM60X9-340W	HCM60X9-345W
Maximum Power (Pmax)	245W	249W	253W	257W	261W
Open-circuit Voltage (Voc)	39.4V	39.7V	40.1V	40.4V	40.7V
Maximum Power Voltage (Vmp)	32.1V	32.4V	32.7V	33.0V	33.3V
Short-circuit Current (Isc)	8.11A	8.18A	8.22A	8.28A	8.32A
Maximum Power Current (Imp)	7.63A	7.69A	7.74A	7.79A	7.84A
Standard Test Environment	Irradiance 800w/m ² , Cell temperature 20°C, Spectrum AM1.5, Wind speed 1m/s				