

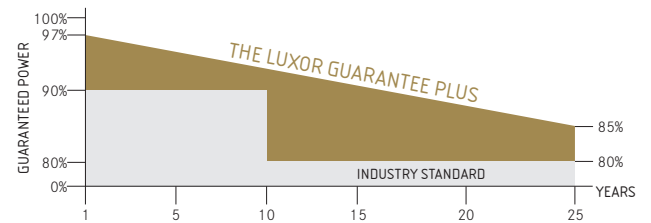
- + HIGH-PERFORMANCE SOLAR MODULE
- + APPLICATIONS: INDUSTRIAL, COMMERCIAL AND RESIDENTIAL POWER PLANTS
- + ECO: PARTICULARLY ECONOMICAL AND RELIABLE



product guarantee<sup>1</sup>



linear performance guarantee<sup>1</sup>




## ECO LINE

## M60/ 310 - 330 W

### MONOCRYSTALLINE MODULE FAMILY, BLACK FRAME



Longlife tested



Power proofed



Safety provided



Selection of components



Cross-linking degree test



Performance surplus of 0 Wp to 6.49 Wp



100% PID free cells



Special packing to avoid micro cracks in the cells



German warrantor

# ECO LINE M60/310 - 330 W

Monocrystalline module family

Module type LX - XXXM/158-60+ | XXX = Rated power Pmpp

## Electrical data at STC

Rated power Pmpp [Wp]	310.00	315.00	320.00	325.00	330.00
Pmpp range to	316.49	321.49	326.49	331.49	336.49
Rated current Impp [A]	9.64	9.71	9.77	9.83	9.89
Rated voltage Vmpp [V]	32.18	32.48	32.78	33.08	33.39
Short-circuit current Isc [A]	10.09	10.17	10.23	10.29	10.36
Open-circuit voltage Uoc [V]	38.26	38.62	38.97	39.34	39.70
Efficiency at STC up to	18.97%	19.27%	19.57%	19.87%	20.17%
Efficiency at 200 W/m <sup>2</sup>	18.08%	18.38%	18.67%	18.96%	19.25%

## Electrical data at NOCT

Power at Pmpp [Wp]	228.91	233.04	236.98	240.98	245.03
Rated current Impp [A]	7.71	7.77	7.83	7.88	7.94
Rated voltage Vmpp [V]	29.70	30.00	30.28	30.57	30.85
Short-circuit current Isc [A]	8.15	8.21	8.26	8.31	8.37
Open-circuit voltage Uoc [V]	35.31	35.65	36.00	36.34	36.69

Specification as per STC (Standard test conditions): irradiance 1000W/m<sup>2</sup> | module temperature 25°C | Air Mass = 1.5  
 NOCT (nominal operating cell temperature): irradiance 800W/m<sup>2</sup> | wind speed 1 m/sec | ambient temperature 20°C | cell operating temperature 45 +/- 2°C | Air Mass = 1.5

## Limiting values

Max. system voltage [V]	1000 V oder 1500 V
Max. return current [I]	20 A
Operating Temperature	-40 to 85°C
Safety class	II
Max. tested pressure load [Pa] <sup>2</sup>	5400
Max. tested tensile load [Pa] <sup>2</sup>	2400

## Temperature coefficient

Temperature coefficient [V]   [I]   [P]	-0.30% /°C   0.06% /°C   -0.40% /°C
---	-------------------------------------

## Specifications

Number of cells (matrix)	60 (6 x 10), three strings in a row   158 mm x 158 mm
Module dimensions (LxWxH) <sup>3</sup>   Weight	1665 mm x 1002 mm x 35 mm   19 kg
Front-side glass	3.2 mm tempered highly transparent, anti-reflection solar glass
Frame	stable, anodised aluminium frame
Junction Box	At least IP65
Cable	4 mm <sup>2</sup> solar cable, cable length 1.0 m
Diodes	Schottky Diodes
Plug-in connection	MC4 or equivalent with IP67
Hail test (max. hailstorm)	∅ 45 mm   impact velocity 23 m/s ± 83 km/h

The specifications and average values can vary slightly. Relevant is the corresponding data of the individual measurement. Specifications are subject to change without notice. Measurement tolerance depending on equipment: rated power +/- 3%, other values +/- 10%. All information given in this data sheet corresponds to DIN EN 50380. A potential light-induced degradation of the power after commissioning is not considered here. Further information in the installation manuals.

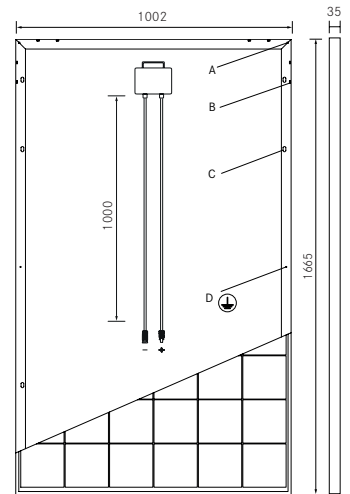
1 The specific warranty conditions are given under [www.luxor-solar.com/download.htm](http://www.luxor-solar.com/download.htm)

2 Horizontal mounted

3 Tolerance L/W = +/- 3 mm. H +/- 2mm, the dimensions given in the order confirmation will be decisive

4 Location and dimensions of holes on request

## Back - / Front -/ Side view<sup>3</sup>

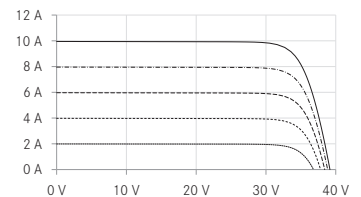


## Drilled holes<sup>4</sup>

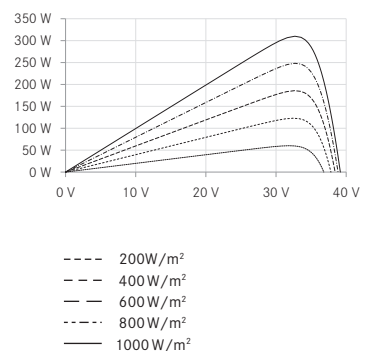
- A: 4 x drainage
- B: 16 x ventilation
- C: 8 x mounting
- D: 2 x earthing

## Electrical characteristics

UI-diagram e.g. LX-310M/158-60+



UP-diagram e.g. LX-310M/158-60+



Luxor, your specialised company



Guidelines:  
 93/68/EEC  
 2014/35/EU, (LVD)  
 2014/30/EU, (EMC)

The validity of the certificates/listings for a specific country has to be examined under:  
[www.luxor-solar.com/download.htm](http://www.luxor-solar.com/download.htm)