




LEAPTON
SOLAR

Monocrystalline

Polycrystalline

LP166*166-M-60-MH

Rated Power 360-380W



9BB Cell

More uniform current collection capability, reducing the current heat loss of the internal cells.



Low Light Features

Higher performance under low light environment.



Higher Output Power

The output power of 120 half-cells Monocrystalline modules is up to 380W.



PID Protection

Ensure the attenuation probability caused by PID phenomenon is minimized.



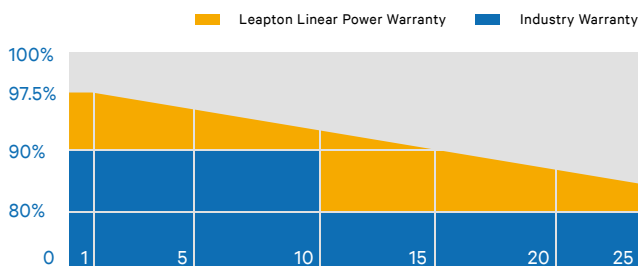
Harsh Environmental Adaptability

Strict salt spray and ammonia corrosion test by TUV Nord.



Load Capacity

Mechanical load tests including wind load 2400 Pa and snow load 5400 Pa done by TUV Nord.



*J-PEC Product



IEC 61215-2: 2016
IEC 61730-2: 2016

Headquarter : Leapton Energy Co., Ltd.

📍 Tosei Bldg. 6F, 1-2-1 Aioi-cho, Chuo-ku Kobe-shi, Hyogo, 650-0025, Japan

☎ +81-78-382-3182

🌐 www.leaptonenergy.jp

Manufacturer : Leapton Solar (Changshu) Co., Ltd.

📍 No.55, Sunshine Avenue, Changshu City, Jiangsu, China

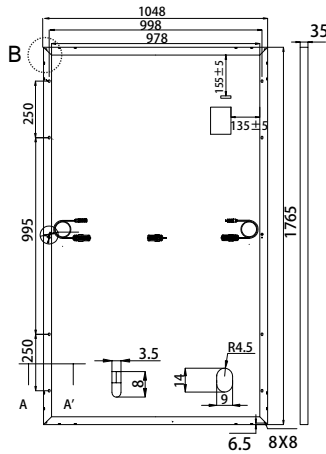
☎ +86-512-88800068

✉ info@leaptonenergy.com

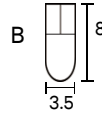
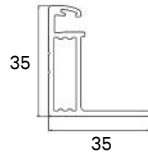
🌐 www.leaptonpv.com



MECHANICAL DIAGRAMS



Frame Cross Section A-A



SPECIFICATIONS

Weight	20kg
Dimensions	1765mm*1048mm*35mm
Cell Amount	60*2 pcs
Maximum System Voltage	1000/1500V
Junction Box	IP68
Frame	Aluminum Alloy
Cable	4mm ² , Landscape: N 1100mm/P 1100mm Portrait: N 150mm/P 300mm
Connector	MC4 compatible
Application Level	Class A

ELECTRICAL PARAMETERS AT STC

	360W	365W	370W	375W	380W
Power	360W	365W	370W	375W	380W
Open Circuit Voltage	40.90V	41.10V	41.30V	41.50V	41.70V
Short Circuit Current	11.20A	11.28A	11.37A	11.46A	11.55A
Maximum Power Voltage	33.70V	33.90V	34.10V	34.30V	34.50V
Maximum Power Current	10.69A	10.77A	10.86A	10.95A	11.04A
Module Efficiency	19.5%	19.7%	20.0%	20.3%	20.5%

* Under Standard Test Conditions (STC) of irradiance of 1000 W/m², spectrum AM 1.5 and cell temperature of 25°C.

ELECTRICAL PARAMETERS AT NMOT

	270W	274W	277W	281W	285W
Power	270W	274W	277W	281W	285W
Open Circuit Voltage	38.40V	38.50V	38.70V	38.90V	39.10V
Short Circuit Current	9.09A	9.17A	9.19A	9.21A	9.23A
Maximum Power Voltage	31.30V	31.50V	31.60V	31.80V	32.00V
Maximum Power Current	8.64A	8.71A	8.77A	8.84A	8.91A
Module Efficiency	14.6%	14.8%	15.0%	15.2%	15.4%

* Under Nominal Module Operating Temperature (NMOT), irradiance of 800 W/m², spectrum AM 1.5, ambient temperature 20°C, wind speed 1 m/s.

TEMPERATURE CHARACTERISTICS

NMOT	41±3°C	Temp Coefficient of ISC	+0.05%/°C
Temp Coefficient of VOC	-0.28%/°C	Temp Coefficient of Pmax	-0.36%/°C

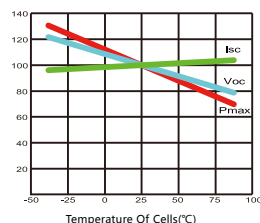
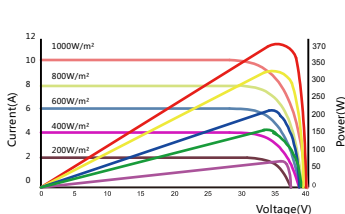
PACKING CONFIGURATION

Modules/Pallet	31 Pieces	Modules/40'Container	871 Pieces
Packing Description	26 Pallets, Total=(31+31+5)x13=871 Pieces		

CHARACTERISTICS

LP166*166-M-60-MH-360W

LP166*166-M-60-MH-360W



MAXIMUM RATING

Output Tolerance	0~+5W
Operating Temperature	-40°C~+85°C
Wind Load/Snow Load	2400pa/5400pa
Fuse Current	20A




Headquarter : Leapton Energy Co., Ltd.

☑ Tosei Bldg. 6F, 1-2-1 Aioi-cho, Chuo-ku Kobe-shi, Hyogo, 650-0025, Japan

Manufacturer : Leapton Solar (Changshu) Co., Ltd.

☑ No.55, Sunshine Avenue, Changshu City, Jiangsu, China

☎ +86-512-88800068

✉ info@leaptonenergy.com

🌐 www.leaptonpv.com

☎ +81-78-382-3182

🌐 www.leaptonenergy.jp