

VSUN295-60P

295W

Highest power output

18.17%

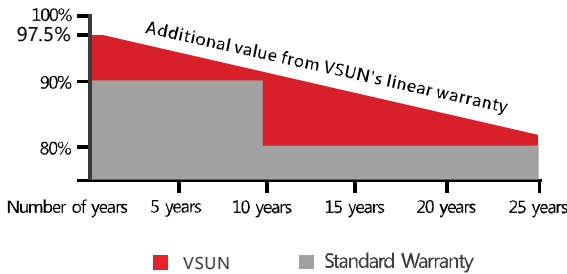
Module efficiency

12years

Material & Workmanship warranty

25years

Linear power output warranty



Munich RE



PID-free




World class poly efficiency



Tighter product performance distribution and current sorting reduces the mismatch power loss in system operation



Positive tolerance offer



Good temperature coefficient enables higher output in high temperature regions



Excellent performance under low light conditions



Certified for salt/ammonia corrosion resistance



Load certificates: wind to 2400Pa and snow to 5400Pa

VSUN, a BNEF Tier-1 PV module manufacturer invested by Fuji Solar, has been committed to providing greener, cleaner and more intelligent renewable energy solutions. VSUN is dedicated to bringing reliable, customized and high-efficient products into various markets and customers worldwide



Engineered in Japan
www.vsun-solar.com

Electrical Characteristics at Standard Test Conditions(STC)

Module Type	VSUN295-60P	VSUN290-60P	VSUN285-60P	VSUN280-60P	VSUN275-60P
Maximum Power - Pmax (W)	295	290	285	280	275
Open Circuit Voltage - Voc (V)	38.8	38.7	38.6	38.5	38.4
Short Circuit Current - Isc (A)	9.64	9.56	9.49	9.36	9.27
Maximum Power Voltage - Vmpp (V)	32.1	31.8	31.6	31.4	31.3
Maximum Power Current - Imp (A)	9.19	9.12	9.02	8.91	8.79
Module Efficiency	18.17%	17.86%	17.55%	17.25%	16.94%

Standard Test Conditions (STC): irradiance 1,000 W/m²; AM 1.5; Cell temperature 25°C. Pmax Sorting : 0~5W. Measuring Tolerance: ±3%.

Remark: Electrical data do not refer to a single module and they are not part of the offer. They only serve for comparison among different module types.

Electrical Characteristics at Normal Operating Cell Temperature(NOCT)

Module Type	VSUN295-60P	VSUN290-60P	VSUN285-60P	VSUN280-60P	VSUN275-60P
Maximum Power - Pmax (W)	216.9	213.5	210.1	206.2	202.7
Open Circuit Voltage - Voc (V)	35.8	35.7	35.6	35.5	35.6
Short Circuit Current - Isc (A)	7.78	7.72	7.66	7.56	7.48
Maximum Power Voltage - Vmpp (V)	29.6	29.4	29.2	29.1	28.9
Maximum Power Current - Imp (A)	7.33	7.26	7.2	7.09	7.01

Normal Operating Cell Temperature(NOCT) : irradiance 800W/m²; wind speed 1 m/s, ambient temperature 20°C. Measuring Tolerance: ±3%.

Temperature Characteristics

NOCT	45°C (±2°C)
Voltage Temperature Coefficient	-0.292%/°C
Current Temperature Coefficient	+0.045%/°C
Power Temperature Coefficient	-0.408%/°C

Maximum Ratings

Maximum System Voltage [V]	1000
Series Fuse Rating [A]	20

Material Characteristics

Dimensions	1640×990×35mm (L×W×H)
Weight	18.3kg
Frame	Anodized aluminum profile
Front Glass	White toughened safety glass, 3.2 mm
Cell Encapsulation	EVA (Ethylene-Vinyl-Acetate)
Back Sheet	Composite film
Cells	6×10 pieces polycrystalline solar cells series strings (156.75mm×156.75mm)
Junction Box	IP≥67, 3 diodes
Cable&Connector	Length 900 mm, 1×4 mm ² , compatible with MC4


Packaging

Dimensions(L×W×H)	1680×1105×1120mm	Temperature Range	-40 °C to + 85 °C
Container 20'	360	Withstanding Hail	Maximum diameter of 25 mm with impact speed of 23 m/s
Container 40'	840	Maximum Surface Load	5,400 Pa
Container 40'HC	910	Application class	class A

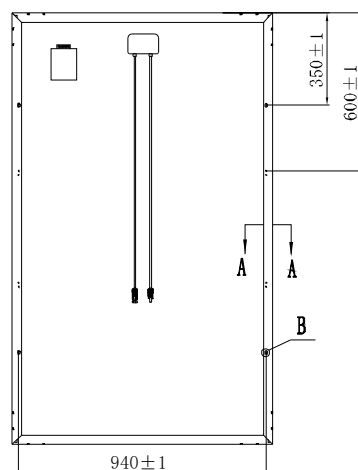
System Design

Dimensions

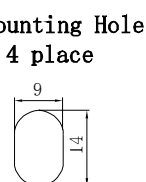
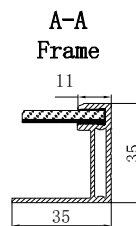
Note : mm



FRONT VIEW

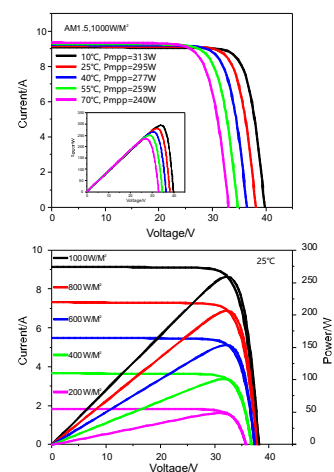


BACK VIEW



B-Mounting Hole
4 place

IV-Curves



Excellent performance under weak light condition.