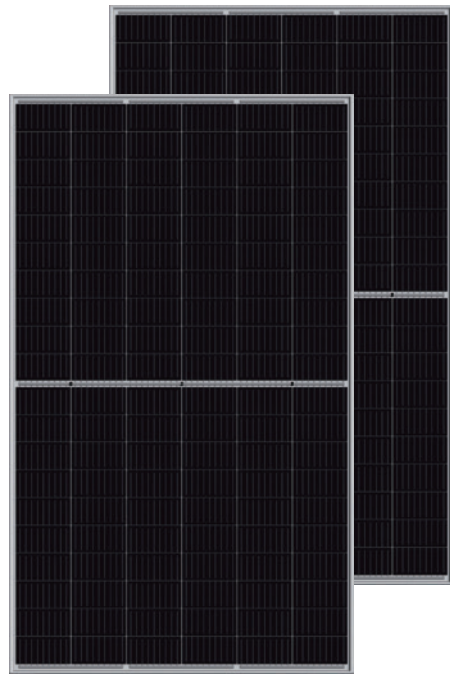


BISTAR

TP6F60M **120 half-cell**

325 - 345W

9BB half-cut mono perc



KEY FEATURES



9BB half-cut cell technology

New circuit design, lower internal current, lower Rs loss



Significantly lower the risk of hot spot

Special circuit design with much lower hot spot temperature



Lower LCOE

2% more power generation, lower LCOE



Anti
PID

Excellent Anti-PID performance

2 times of industry standard Anti-PID test by TUV SUD



IP68 junction box

High waterproof level

SYSTEM & PRODUCT CERTIFICATES

- IEC 61215 / IEC 61730 / UL 1703
- ISO 9001: 2015 Quality Management System
- ISO 14001: 2015 Environment Management System
- ISO 45001: 2018 Occupational Health and Safety Management Systems

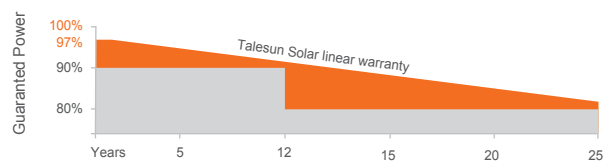


PERFORMANCE WARRANTY

12 years
Quality assurance

25 years
Power output guarantee

■ Talesun standard
■ Industry standard



ELECTRICAL PARAMETERS

Performance at STC (Power Tolerance 0 ~ +3%)

Maximum Power (Pmax/W)	325	330	335	340	345
Operating Voltage (Vmpp/W)	33.8	34.1	34.4	34.7	34.9
Operating Current (Impp/A)	9.61	9.66	9.74	9.80	9.89
Open-Circuit Voltage (Voc/V)	40.3	40.5	40.7	40.9	41.1
Short-Circuit Current (Isc/A)	10.06	10.12	10.18	10.24	10.34
Module Efficiency η m(%)	19.2	19.5	19.8	20.1	20.4

Performance at NMOT

Maximum Power (Pmax/W)	241.3	244.2	248.4	251.9	255.7
Operating Voltage (Vmpp/W)	31.5	31.7	31.9	32.2	32.3
Operating Current (Impp/A)	7.67	7.71	7.78	7.83	7.90
Open-Circuit Voltage (Voc/V)	37.5	37.6	37.8	38.0	38.2
Short-Circuit Current (Isc/A)	8.12	8.17	8.22	8.27	8.35

STC: Irradiance 1000W/m², Cell Temperature 25°C, Air Mass AM1.5 NMOT: Irradiance at 800W/m², Ambient Temperature 20°C, Air Mass AM1.5, Wind Speed 1m/s

MECHANICAL SPECIFICATION

Cell Type	Mono-Crystalline Silicon (9Busbar)
Cell Dimensions	158.75*158.75mm (6inches)
Cell Arrangement	120 (6*20)
Weight	20.7kg (45.64lbs)
Module Dimensions	1684*1002*35 (66.3*39.45*1.38inches)
Cable Length	300mm (11.81inches)
Cable Cross Section Size	4mm ² (0.006inches ²)
Front Glass	3.2mm High Transmission, Tempered Glass
No. of Bypass Diodes	3/6
Packing Configuration	31pcs/carton, 806pcs/40hq
Packing Configuration	31+4pcs/carton, 858pcs/40hq
Frame	Anodized Aluminium Alloy
Junction Box	IP68

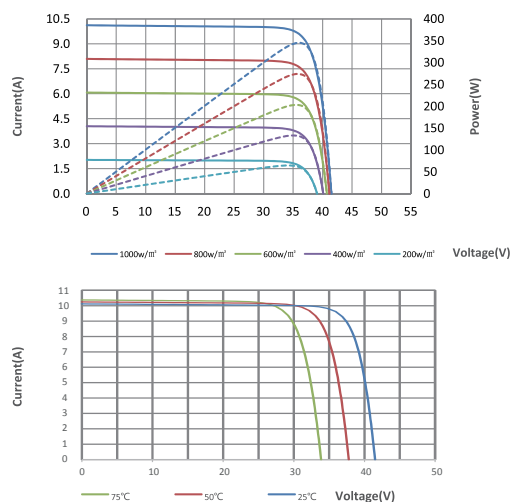
OPERATING CONDITIONS

Maximum System Voltage	1500V/DC
Operating Temperature	-40°C ~ +85°C
Maximum Series Fuse	20A
Static Loading	5400pa
Conductivity at Ground	≤0.1Ω
Safety Class	II
Resistance	≥100MΩ
Connector	MC4 Compatible

TEMPERATURE COEFFICIENT

Temperature Coefficient Pmax	-0.36%/°C
Temperature Coefficient Voc	-0.26%/°C
Temperature Coefficient Isc	+0.043%/°C
NMOT	43±2°C

I-V CURVE



TECHNICAL DRAWINGS

